

All information contained in this manual is based on the latest product information at the time of publication. Bajaj Auto Limited accepts no liability for any inaccuracies or omissions in this publication, although every possible care has been taken to make it as complete and accurate as possible. All procedures and specifications subject to change without prior notice. The right is reserved to make such changes at any time without prior notice and without incurring an obligation to make such changes to product manufactured previously. Contact your authorized Bajaj Dealer for the latest information on product improvements incorporated after this manual was issued.

**DOC. NO.: 71111221****REV. 00. July. 2011**

We have pleasure in presenting the provisional Spare Parts Catalogue for 'RE 145 / RE 145 D PETROL/ CNG/ LPG Vehicles. This catalogue has been specially designed to assist you in selecting the correct parts to maintain your vehicle in best running condition..

The Bajaj spares are subjected to the stringent quality control standards to ensure longer life of the vehicle. It is therefore necessary that only the Genuine Bajaj Spares are used.

In a continual effort to improve performance and efficiency of the vehicle, Specifications, Diagrams, Illustrations and Part Numbers can change without notice. Consequently, the description in this Spare Parts Catalogue cannot therefore be final and binding on us.

The modifications/ alterations which are carried out after the issue of this catalogue, will be conveyed to you through our service circulars. You are requested to make necessary corrections in the parts catalogues as per the circulars so as to keep your catalogues up to date. This will ensure the appropriate and speedy delivery of the spare parts as the order placed will bear the latest part numbers.

For latest information of serviceable spares, refer catalogue on dealer portal

In case, if you need any technical assistance contact the concerned Regional Office or write to us on the following address :

Service Department  
Bajaj Auto Ltd.  
Akurdi, Pune 411 035 India  
Phone : 020-27406278  
Fax : 020-27407385  
E-mail : service@bajajauto.co.in

**1. How to Read the Catalogue :** In case, if you have the part number and you need the other details, the part index can be used. The part index (at the end of the catalogue) will give you the figure and page number of the part you wish to order.

**2. How to Order Spare Parts :** The part number and the description of the part required should be invariably mentioned in the order as per the catalogue text.

The latest part number as conveyed through our service circulars should only appear on the order. In case of ordering painted components, colour shade of the components should be mentioned.

The quantity shown against the part number is the quantity per vehicle for that group so that particular quantity should be multiplied by the number of sets required.

**3. Part Number System:** We have used 8 digit system for part numbers. The model or hardware item is indicated by first two digits or alphanumeric, the next two or four digits indicate main group and the last four or two digits indicate serial number in main group or serial number or subgroup of fastener respectively. Thus the part numbers will be indicated by 2-2-4 or 2-4-2 digit system. Understanding this system will enable you to identify the spare parts easily.

**4. Abbreviations :** The following abbreviations are used in this catalogue.

assly.	Assembly	V	Volts
N.I.	Not illustrated	W	Watts
C'case	Crankcase	accl.	Accelerator
Cyl	Cylinder	Comp.	Complete
o/s.	Over size	Fr	Front
Std.	Standard	L	Length
A/t.	Alternate	Rr	Rear
R.H.	Right hand	Hex.	Hexagonal
L.H.	Left hand	AR	As required

No.	Description	Page No.
1	Engine and Crankcase Assly	1,2
2	Cylinder / Cylinder Head / Piston	3
3	Crank Shaft	4
4	Clutch Assembly	5
5	Clutch Assembly (For Kick Start)	6
6	Clutch Cover	7
7	Oil Pump Assembly	8,9
8	Main Shaft	10
9	Cluster Gear / Starter Gear	11
10	Gear Shifter/Connecting Link Assly	12
11	Sector Gear / Staring Mechanism	13,14
12	Magneto Assembly	15
13	C.D.I. / H.T. Coil / Spark Plug	16
14	Cowling / Fan & Fan Cover	17
15	Silencer	18
16	Carburettor (Ucal)	19,20
17	Air Cleaner Assembly (Foam Type)	21
18	SAI Assembly	22
19	Reed Valve	23
20	Differential Unit	24,25
21	Differential Cover	26
22	Fare Meter Drive Unit	27
23	Petrol Tank Plastic & Petrol Cock Assly	28,29
24	Petrol Tank (CNG / LPG)	30
25	Oil Tank Assembly	31
26	Engine Mounting Unit	32
27	Dashboard Assembly	33,34
28	Tool Box	35,36
29	Speedometer	37
30	Chassis / Steering Cover	38,39
31	Propeller Shaft / Flanges	40
32	Rear Shock Absorber / Rear Axle	41
33	Hand Brake Complete	42
34	Trailing Arm assembly	43
35	Fork Assembly /Steering Column Assly	44
36	Front Mudguard	45
37	Front Mudguard Head Lamp Housing	46
48	Front Brake Drum	47
39	Front Shock Absorber & Linkage	48
40	Front Shock Absorber (Kick Start)	49

No.	Description	Page No.
41	Front Hub	50,51
42	Auto Adjuster Brake System	52,53
43	Handle Bar Assembly	54,55
44	Handle Bar Sleeves	56
45	Brake Pedal	57
46	Tandem Master Cylinder (KBX)	58,59
47	Brake Pipe	60
48	Brake Pipe Single Piece	61
49	Wheel Cylinder (Rear,Front)	62
50	Control Cables	63
51	Passenger Body	64,65
52	Windshield & Wiper motor	66
53	Windshield & Wiper motor (Kick Start)	67,68
54	Hood Frame Assly / Packing	69
55	Seat Assembly	70,71
56	Rear Mudguard & Bumper	72
57	Wiring Harness	73
58	Head Lamp & Front Indicator Assembly	74,75
59	Head Light ( Kick Start)	76
60	Front Indicator Assembly (Kick Start)	77
61	Tail Lamp Assembly	78
62	Switches & Horn	79,80
63	Battery & Relay	81
64	Tool Kit & Mirror	82
65	Cylinder for CNG & LPG Vehicle	83
66	Valve of CNG Cylinder	84
67	Hoses	85
68	Relay & Solenoid	86
69	1ST Stage Reduction Unit	87,88
70	Regulator	89,90
71	Filter Valve	91
72	Multi Valve (Zero DEG)	92,93

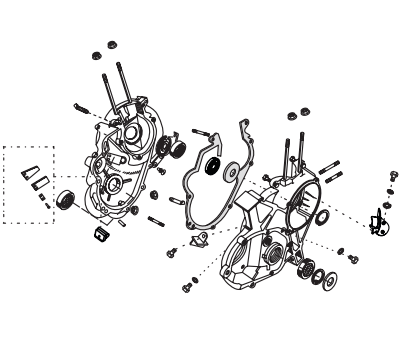
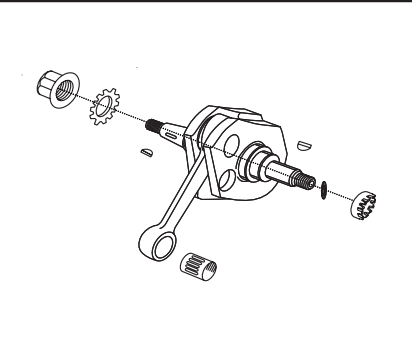
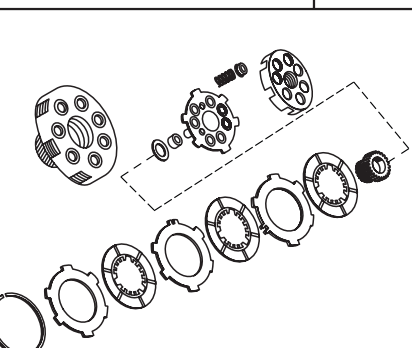
PLATE NO. : 1 ENGINE & CRANKCASE ASSEMBLY	PAGE NO.: 1,2
	
PLATE NO. : 3 CRANK SHAFT	PAGE NO.: 4
	
PLATE NO. : 5 CLUTCH ASSEMBLY (FOR KICK START)	PAGE NO.: 6
	

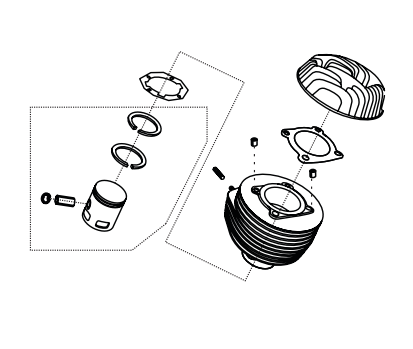
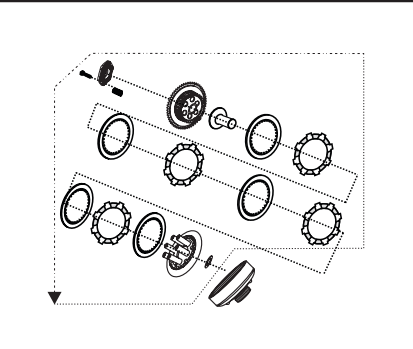
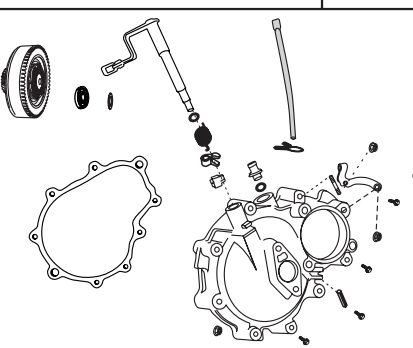
PLATE NO. : 2 CYLINDER/ CYLINDER HEAD/ PISTON	PAGE NO.: 3
	
PLATE NO. : 4 CLUTCH ASSEMBLY	PAGE NO.: 5
	
PLATE NO. : 6 CLUTCH COVER	PAGE NO.: 7
	

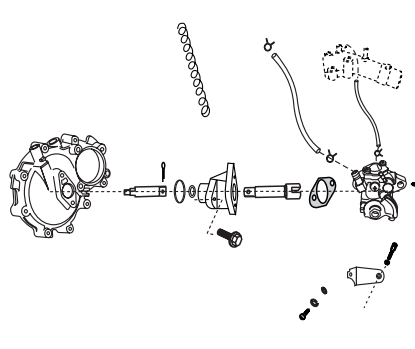
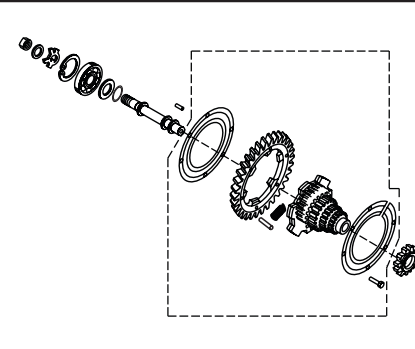
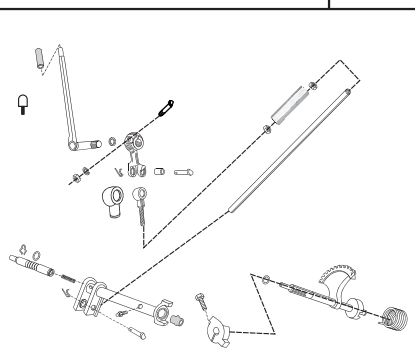
PLATE NO. : 7 OIL PUMP ASSEMBLY	PAGE NO.: 8,9
	
PLATE NO. : 9 CLUSTER GEAR/ STARTER GEAR	PAGE NO.: 11
	
PLATE NO. : 11 SECTOR GEAR/ STARTING MECHANISM	PAGE NO.: 13,14
	

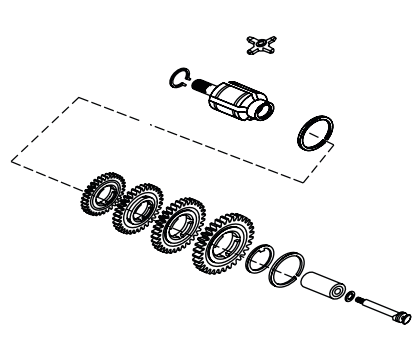
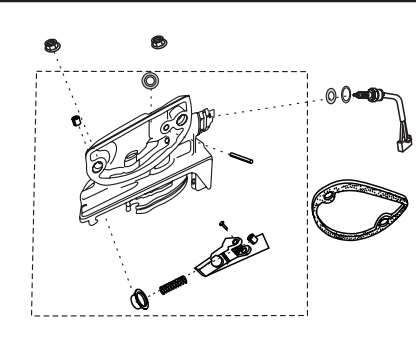
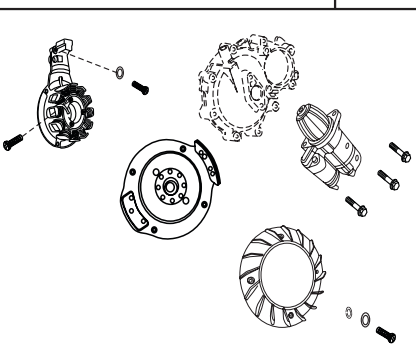
PLATE NO. : 8 MAIN SHAFT	PAGE NO.: 10
	
PLATE NO. : 10 GEAR SHIFTER/ CONNECTING LINK ASSLY	PAGE NO.: 12
	
PLATE NO. : 12 MAGNETO ASSEMBLY	PAGE NO.: 15
	

PLATE NO. : 13 C.D.I. / H.T. COIL / SPARK PLUG	PAGE NO.: 16
---	-----------------

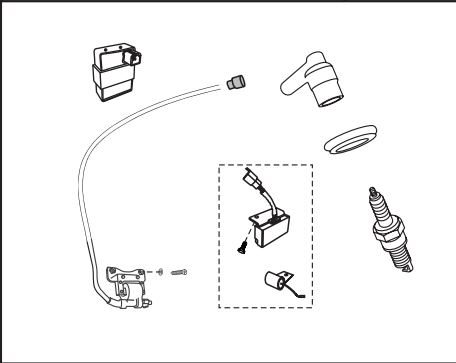


PLATE NO. : 15 SILENCER	PAGE NO.: 18
----------------------------	-----------------

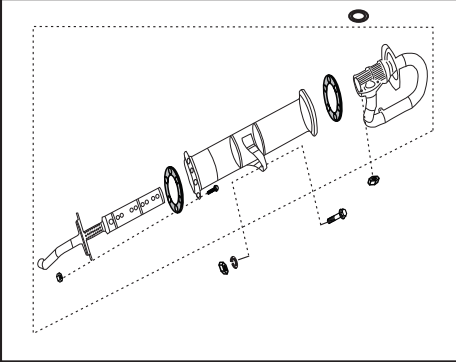


PLATE NO. : 17 AIR CLEANER ASSLY. (FOAM TYPE)	PAGE NO.: 21
--	-----------------

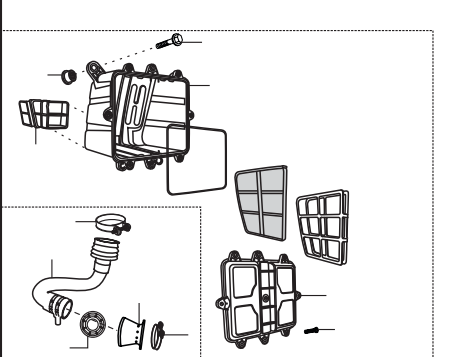


PLATE NO. : 14 COWLING / FAN & FAN COVER	PAGE NO.: 17
---	-----------------

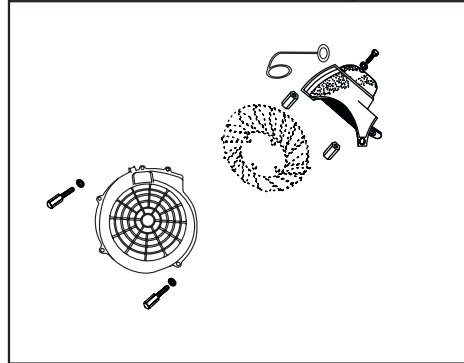


PLATE NO. : 16 CARBURETOR UCAL	PAGE NO.: 19,20
-----------------------------------	--------------------

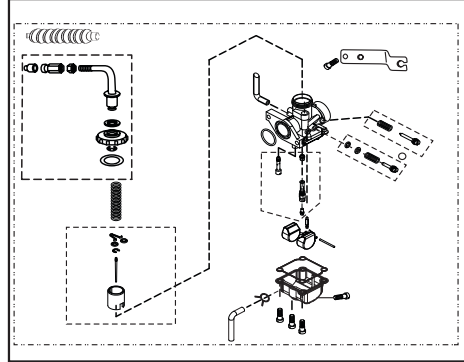


PLATE NO. : 18 SAI ASSEMBLY	PAGE NO.: 22
--------------------------------	-----------------

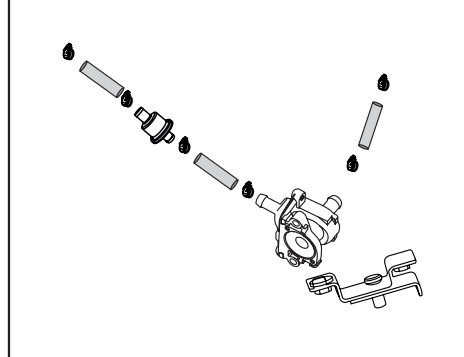


PLATE NO. : 19 REED VALVE	PAGE NO.: 23
------------------------------	-----------------

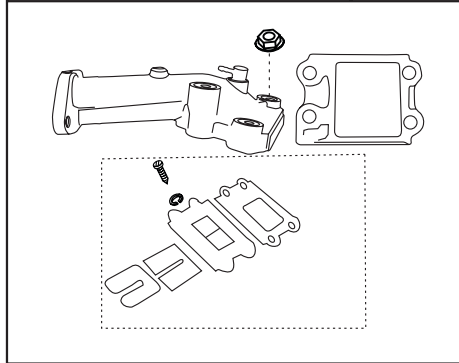


PLATE NO. : 21 DIFFERENTIAL COVER	PAGE NO.: 26
--------------------------------------	-----------------

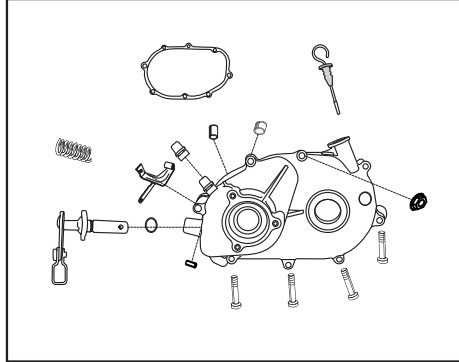


PLATE NO. : 23 PETROL TANK & PETROL COCK ASSLY	PAGE NO.: 28,29
---	--------------------

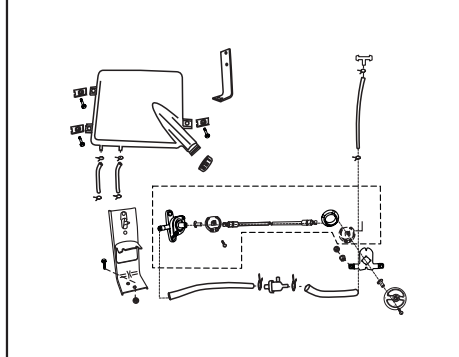


PLATE NO. : 20 DIFFERENTIAL UNIT	PAGE NO.: 24,25
-------------------------------------	--------------------

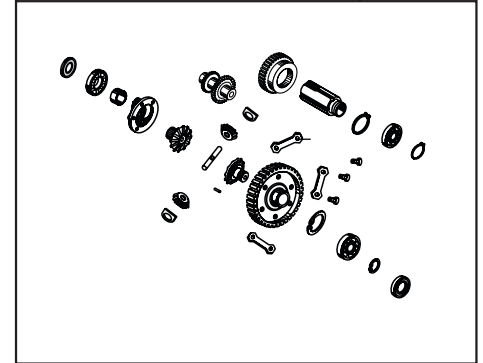


PLATE NO. : 22 FARE METER DRIVE UNIT	PAGE NO.: 27
---	-----------------

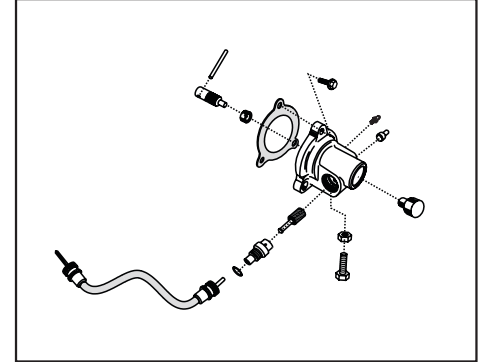


PLATE NO. : 24 PETROL TANK (CNG/LPG)	PAGE NO.: 30
---	-----------------

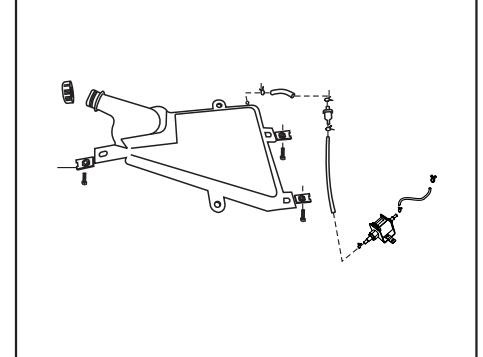


PLATE NO. : 25	PAGE NO.:
OIL TANK ASSEMBLY	31

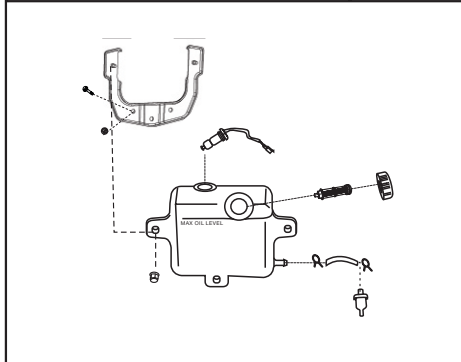


PLATE NO. : 27	PAGE NO.:
DASHBOARD ASSEMBLY	33,34

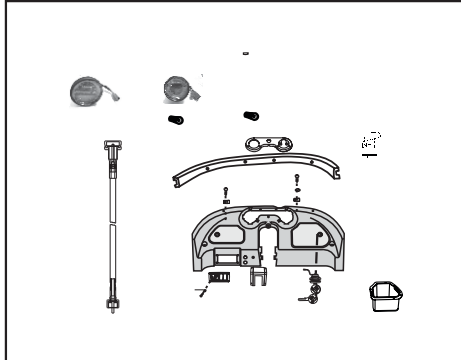


PLATE NO. : 29	PAGE NO.:
SPEEDOMETER	37

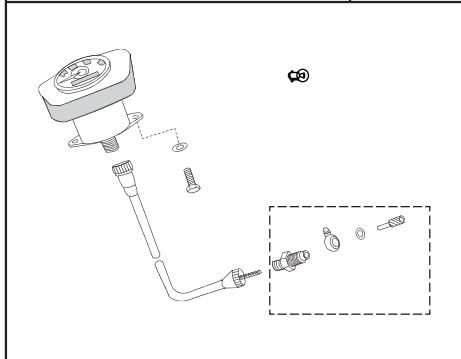


PLATE NO. : 26	PAGE NO.:
ENGINE MOUNTING UNIT	32

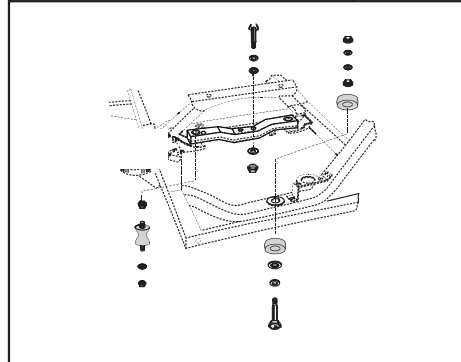


PLATE NO. : 28	PAGE NO.:
TOOL BOX	35,36




PLATE NO. : 30	PAGE NO.:
CHASSIS / STEERING COVER	38,39

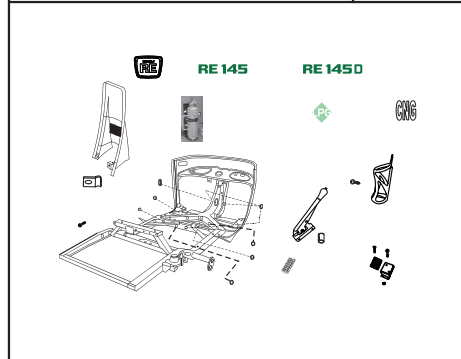


PLATE NO. : 31	PAGE NO.:
DRIVE SHAFT	40

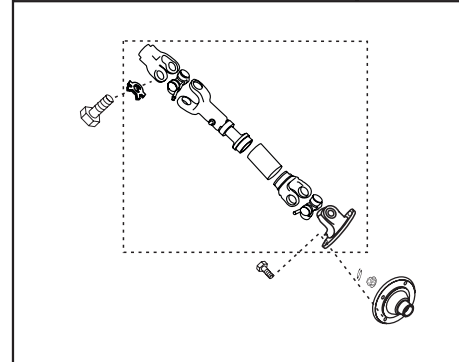


PLATE NO. : 33	PAGE NO.:
REAR SHOCK ABSORBER/ REAR AXLE	42

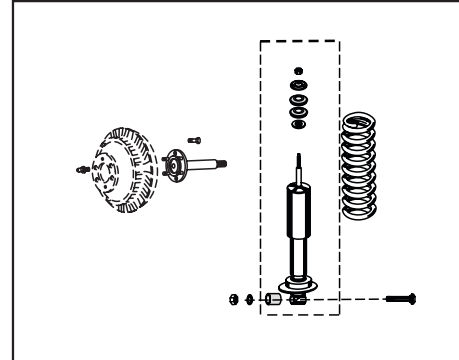


PLATE NO. : 35	PAGE NO.:
TRAILING ARM ASSEMBLY	44

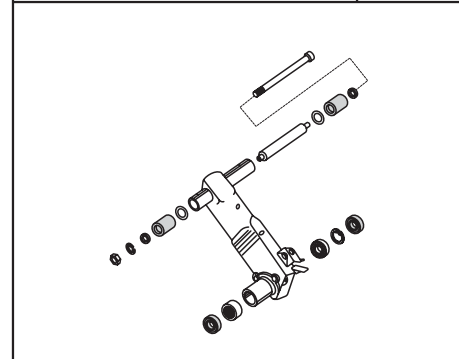


PLATE NO. : 32	PAGE NO.:
PROPELLER SHAFT/ FLANGES	41

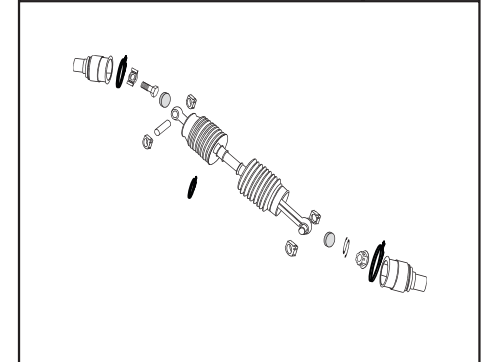


PLATE NO. : 34	PAGE NO.:
HAND BRAKE COMPLETE	43

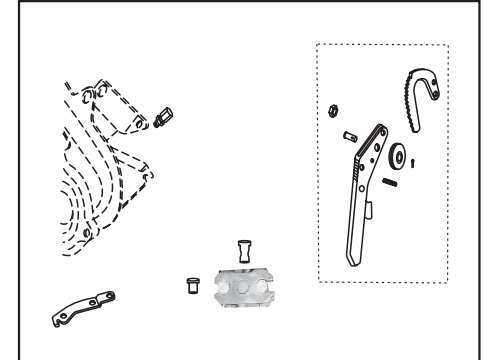


PLATE NO. : 36	PAGE NO.:
FORK ASSEMBLY	45

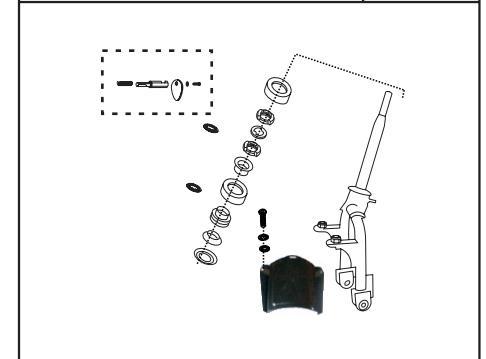


PLATE NO. : 37	PAGE NO.:
STEERING COLUMN ASSEMBLY	46

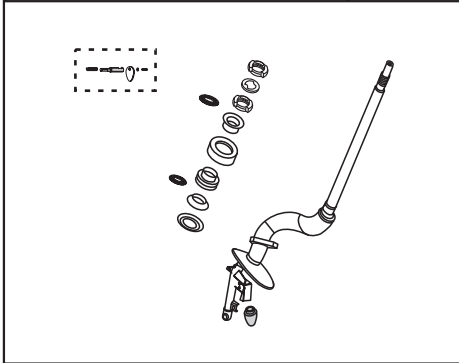


PLATE NO. : 39	PAGE NO.:
FRONT MUDGUARD/ HEAD LAMP HSG.	48

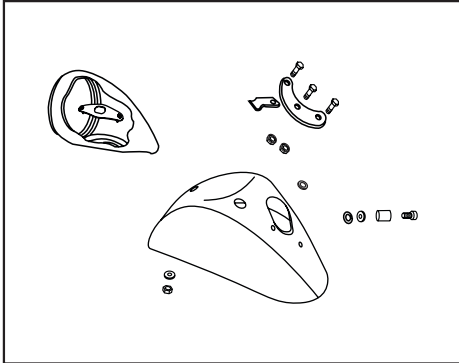


PLATE NO. : 41	PAGE NO.:
FRONT SHOCK ABSORBER & LINKAGE	50,51

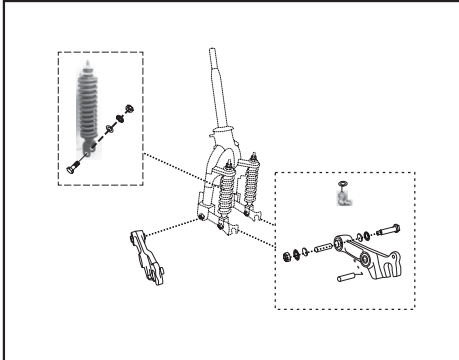


PLATE NO. : 38	PAGE NO.:
FRONT MUDGUARD	47

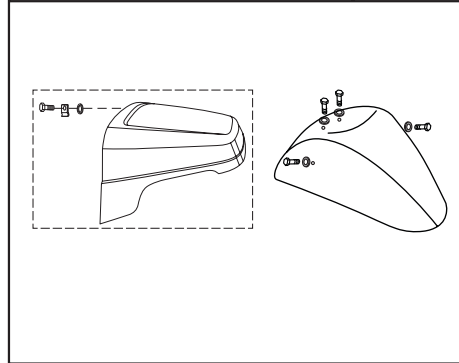


PLATE NO. : 40	PAGE NO.:
FRONT BRAKE DRUM	49

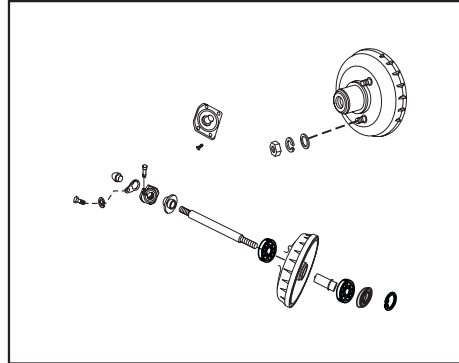


PLATE NO. : 42	PAGE NO.:
FRONT SHOCK ABSORBER	52

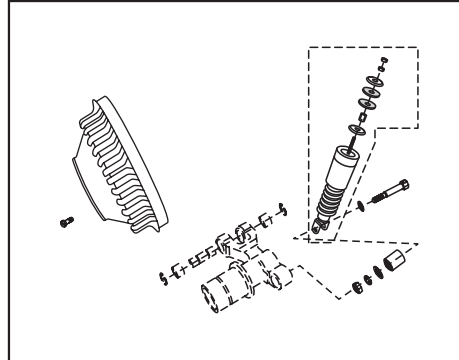


PLATE NO. : 43	PAGE NO.:
FRONT HUB	53,54

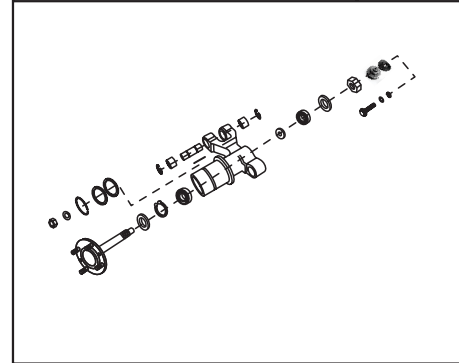


PLATE NO. : 45	PAGE NO.:
WHEEL CYLINDER (FRONT)	57

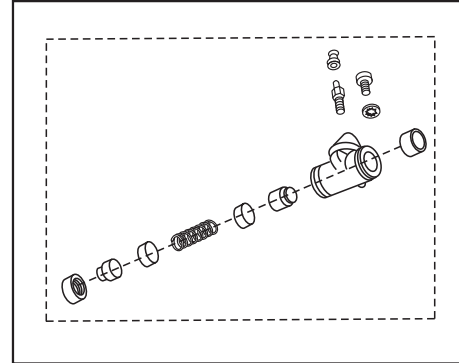


PLATE NO. : 47	PAGE NO.:
HANDLE BAR SLEEVES	60

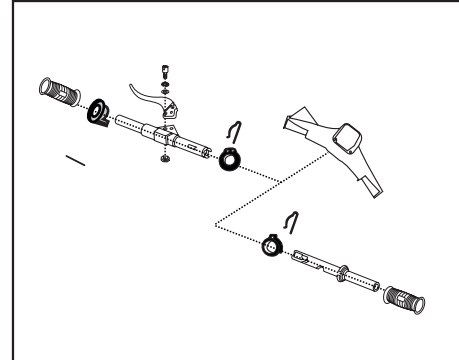


PLATE NO. : 44	PAGE NO.:
AUTO ADJUSTER BRAKE SYSTEM	55,56

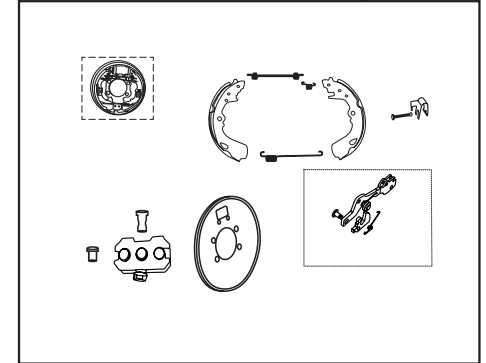


PLATE NO. : 46	PAGE NO.:
HANDLE BAR ASSEMBLY	58,59

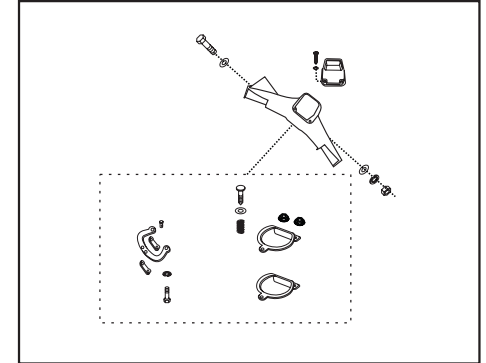


PLATE NO. : 48	PAGE NO.:
BREAK PEDAL	61

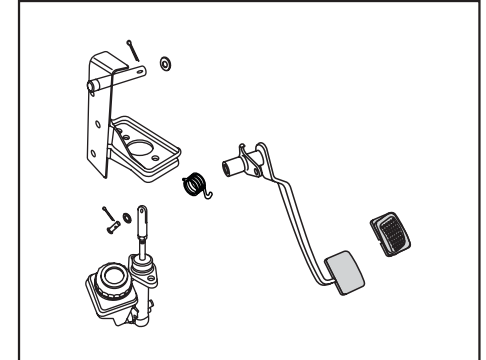


PLATE NO. : 49  
TANDEM MASTER CYLINDER

PAGE NO.:  
62,63

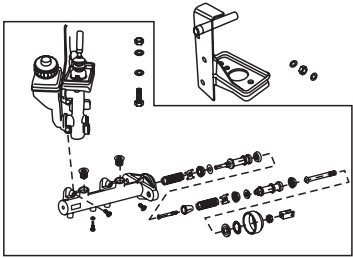


PLATE NO. : 51  
BRAKE PIPE SINGLE PIECE

PAGE NO.:  
65

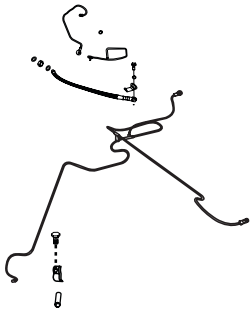


PLATE NO. : 53  
CONTROL CABLES

PAGE NO.:  
67




PLATE NO. : 50  
BRAKE PIPE

PAGE NO.:  
64

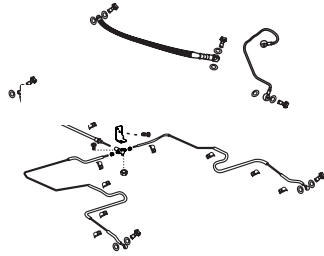


PLATE NO. : 52  
WHEEL CYLINDER (REAR)

PAGE NO.:  
66

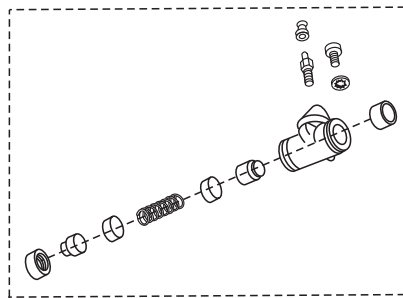


PLATE NO. : 54  
PASSENGER BODY

PAGE NO.:  
68,69

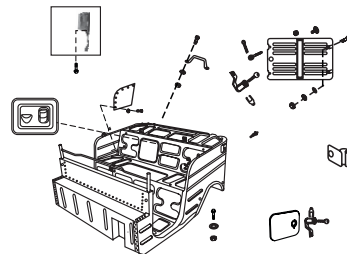


PLATE NO. : 55  
WINDSHIELD & WIPER MOTOR

PAGE NO.:  
70

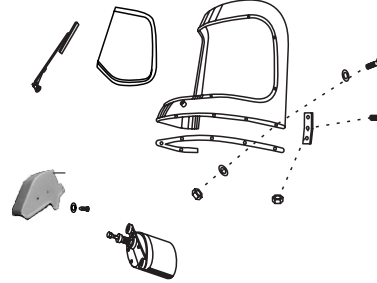


PLATE NO. : 57  
HOOD FRAME ASSEMBLY/ PACKING

PAGE NO.:  
73

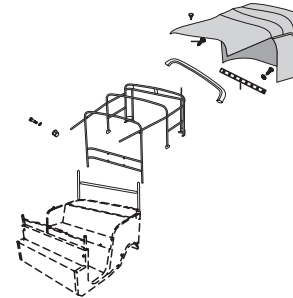


PLATE NO. : 59  
REAR MUDGUARD & BUMPER

PAGE NO.:  
76

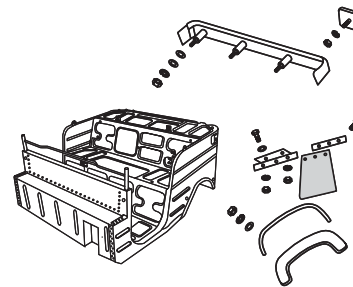


PLATE NO. : 56  
WINDSHIELD & WIPER MOTOR

PAGE NO.:  
71,72

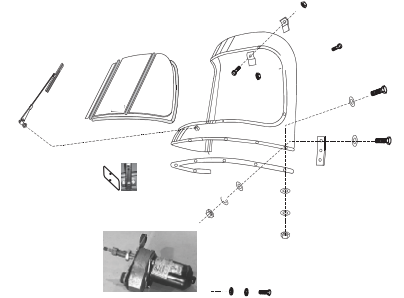


PLATE NO. : 58  
SEAT ASSEMBLY

PAGE NO.:  
74,75

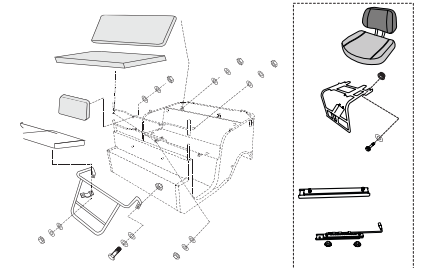


PLATE NO. : 60  
WIRING HARNESS

PAGE NO.:  
77

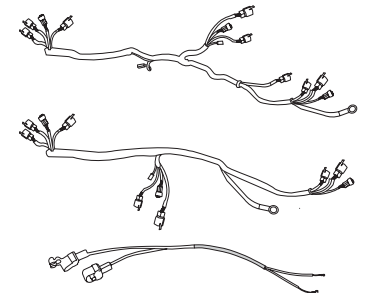


PLATE NO. : 61  
HEAD LAMP & FRONT INDICATOR ASSLY

PAGE NO.:  
78,79

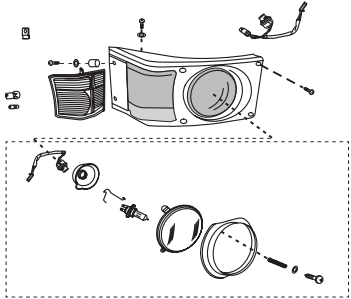


PLATE NO. : 63  
FRONT INDICATOR ASSEMBLY

PAGE NO.:  
81

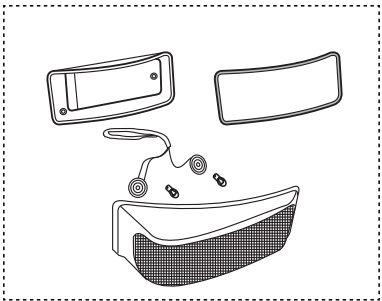


PLATE NO. : 65  
SWITCHES & HORN

PAGE NO.:  
83,84

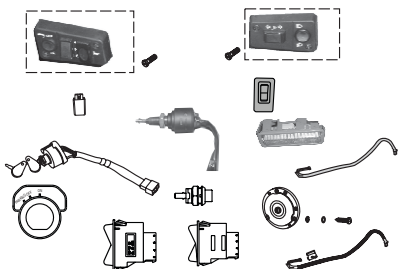


PLATE NO. : 62  
HEAD LIGHT (FOR KICK START)

PAGE NO.:  
80

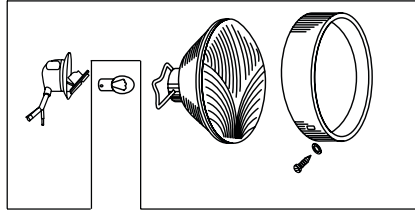


PLATE NO. : 64  
TAIL LAMP ASSEMBLY

PAGE NO.:  
82

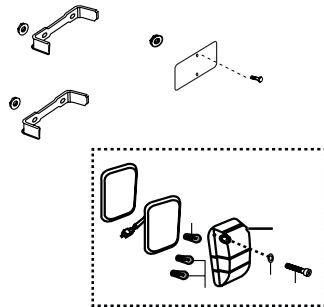


PLATE NO. : 66  
BATTERY & RELAY

PAGE NO.:  
85

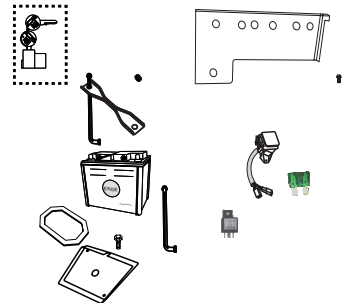


PLATE NO. : 67  
TOOL KIT & MIRROR

PAGE NO.:  
86



PLATE NO. : 69  
VALVE OF CNG CYLINDER

PAGE NO.:  
88

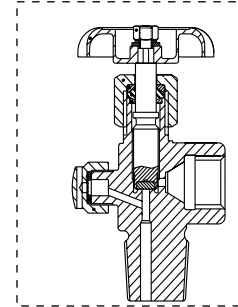


PLATE NO. : 71  
RELAY & SOLENOID

PAGE NO.:  
90

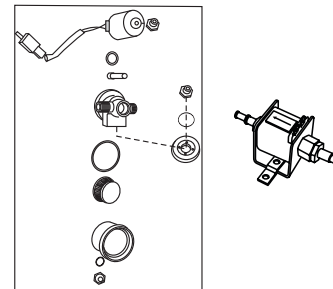


PLATE NO. : 68  
CYLINDER FOR CNG & LPG VEHICLES

PAGE NO.:  
87

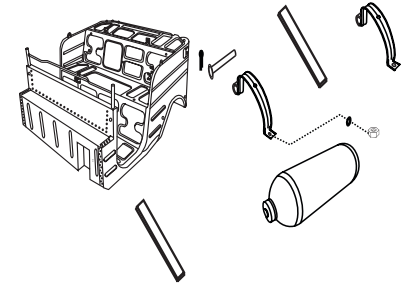


PLATE NO. : 70  
HOSES

PAGE NO.:  
89

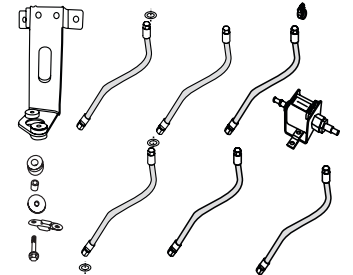


PLATE NO. : 72  
1ST STAGE REDUCTION UNIT

PAGE NO.:  
91,92

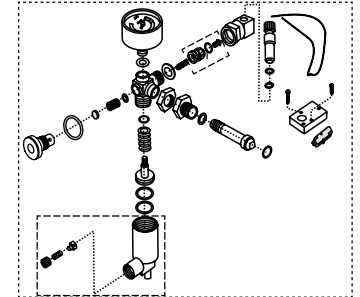


PLATE NO. : 73  
REGULATOR

PAGE NO.:  
93,94

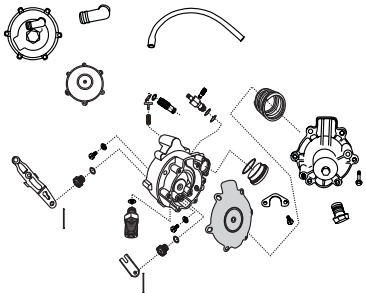


PLATE NO. : 75  
MULTI VALVE (ZERO DEG)

PAGE NO.:  
96,97

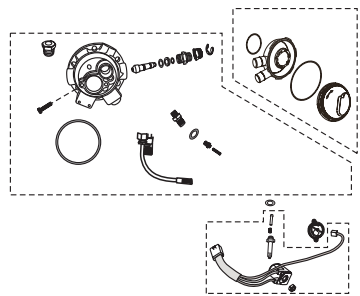


PLATE NO. : 3  
CRANK SHAFT

PAGE NO.:  
4

PLATE NO. : 74  
FILLER VALVE

PAGE NO.:  
95

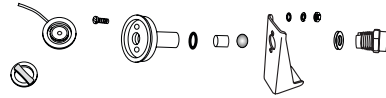


PLATE NO. : 76  
Drive Shaft Uj With Bellow

PAGE NO.:  
98

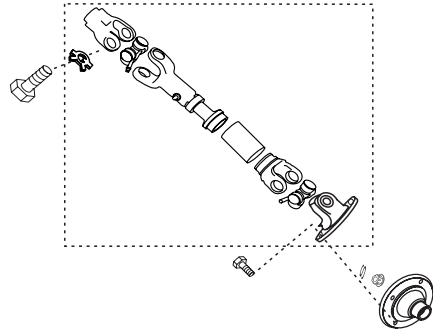
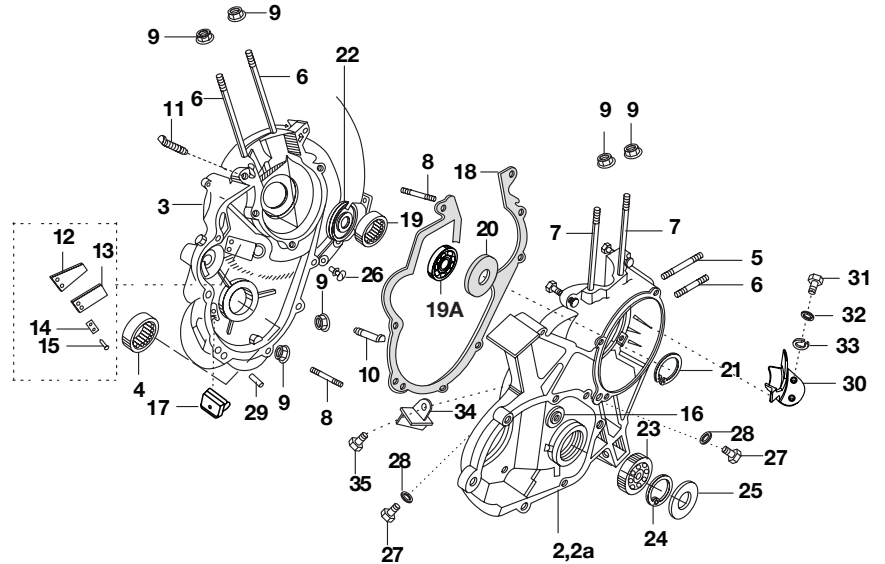
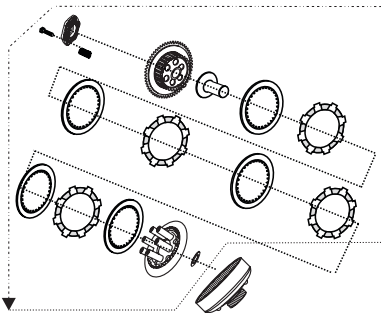


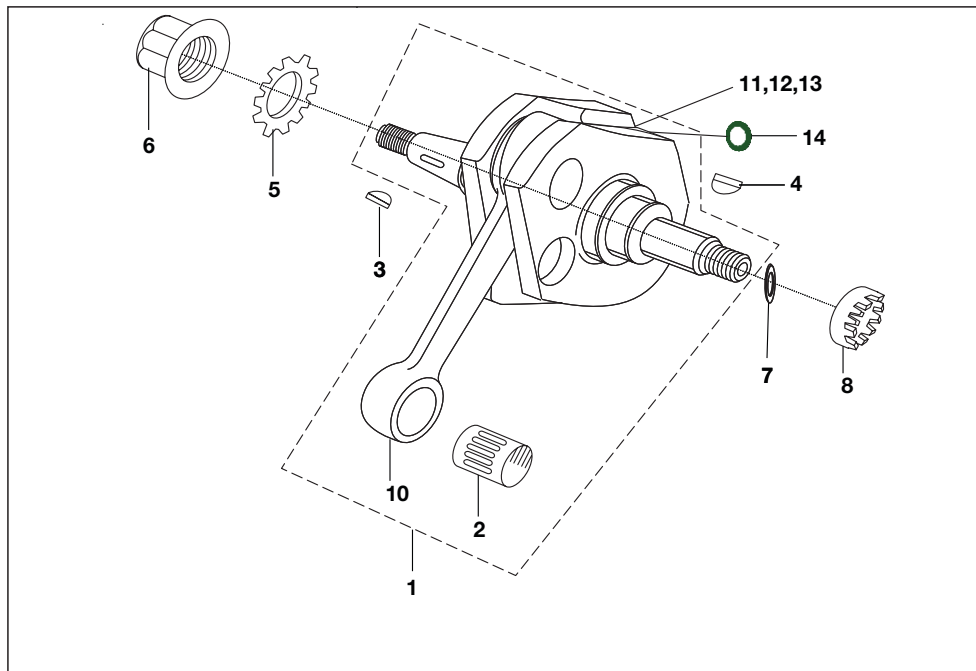
PLATE NO. : 4a  
CLUTCH ASSEMBLY MODIFIED

PAGE NO.:  
98

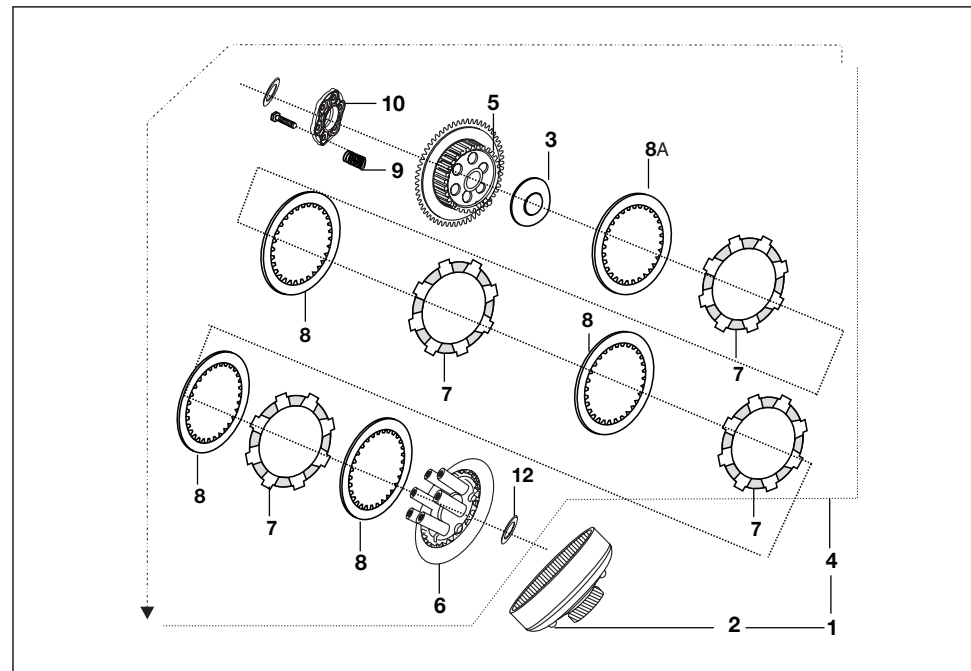


No.	Part No.	Description	Qty/Veh.-ES			Qty/Veh.-NES			Remarks
			24	AG	AS	24	AG	AS	
1	24 1016 40	Engine assy. comp.	1	1	-	-	-	-	NI
1a	24 1016 39	Engine assy. comp.	--	--	-	1	-	-	NI
1b	24 1016 94	Engine assy. comp.	-	-	-	-	-	1	NI
1c	24 1017 03	Engine assy. comp.	-	-	-	-	1	-	NI
1d	24 1016 95	Engine assy. comp.	--	--	1	-	-	-	NI
2	24 1016 24	Crankcase clutch side	1	1	1	-	-	-	
2a	24 1016 33	Crankcase clutch side	-	-	-	1	1	1	
3	24 1016 34	Crankcase magneto side	1	1	1	1	1	1	
4	03 1003 35	Needle roller bearing	1	1	1	1	1	1	
5	39 0442 05	Stud for manifold ( Long )	1	1	1	1	1	1	
6	59 0500 09	Stud for manifold ( Short )	3	3	3	3	3	3	
7	AP 1011 46	Stud for cylinder head	4	4	4	4	4	4	
8	39 0132 05	Stud	6	6	6	6	6	6	
9	39 2369 15	Flange nut M7	14	14	14	14	14	14	
10	39 0089 04	Bolt for joining c'case halves	4	4	4	4	4	4	
11	39 0444 04	Bolt for joining crank case	1	1	1	1	1	1	
12	01 1003 15	Spring plate - lower	1	1	1	1	1	1	
13	01 1003 16	Spring plate -upper	1	1	1	1	1	1	
14	01 1003 17	Spacer pad	1	1	1	1	1	1	
15	39 0852 09	Rivet	2	2	2	2	2	2	NS
16	24 1003 05	Bush	1	1	1	1	1	1	

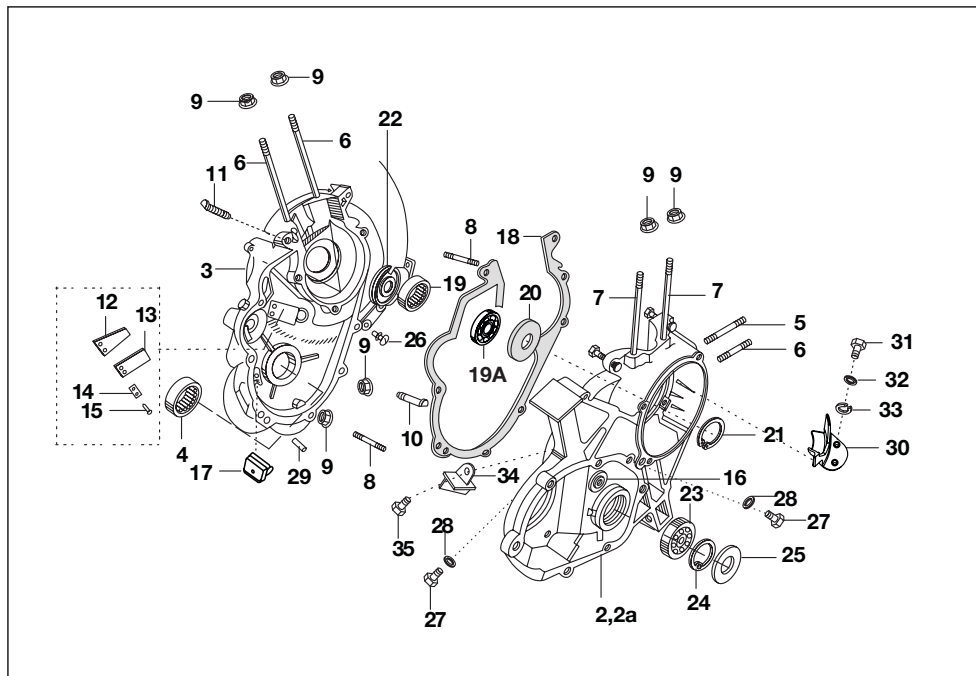
24 - PETROL  
AG - LPG  
AS - CNG



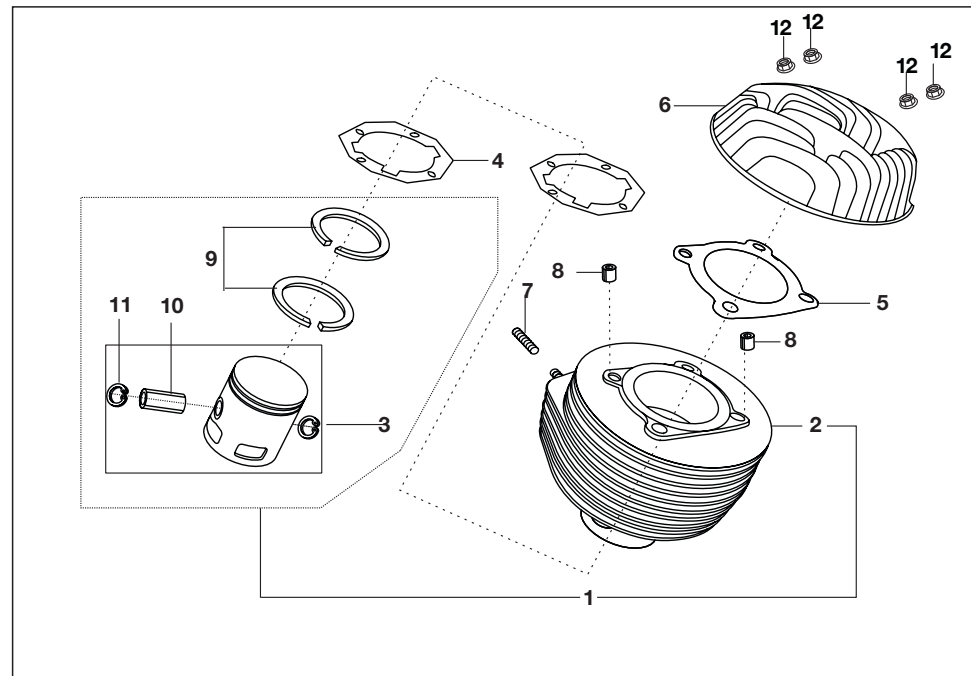
No.	Part No.	Description	Qty/Veh.-ES			Qty/Veh.-NES			Remarks
			24	AG	AS	24	AG	AS	
1	24 1018 70	Crank shaft assembly	1	1	1	-	-	-	from mar 2012
1a	24 1012 06	Crank shaft assembly	-	-	-	1	1	1	
2	AP 1012 43	Small end roller bearing	1	1	1	1	1	1	
2a	AP 1012 44	Small end roller bearing	1	1	1	1	1	1	
2b	AP 1012 45	Small end roller bearing	1	1	1	1	1	1	
2c	03 1006 09	Bearing -small end roller:-1st	1	1	1	1	1	1	
2d	03 1006 19	bearing -roller:small end-2nd	1	1	1	1	1	1	
2e	03 1006 20	bearing -roller:small end-3rd	1	1	1	1	1	1	
3	AA 1013 45	Woodruff key for magneto	1	1	1	1	1	1	
4	01 1006 11	Woodruff key for clutch	1	1	1	1	1	1	
5	01 1006 12	Fan disk washer	1	1	1	1	1	1	
6	01 1006 13	Nut with collar	1	1	1	1	1	1	
7	39 2200 11	Washer plain	1	1	1	-	-	-	
7a	01 1006 14	Washer plain	-	-	-	1	1	1	
8	24 1017 42	Nut clutch-modified clutch	1	1	1	-	-	-	
8a	01 1006 15	Nut castle	-	-	-	1	1	1	
9	39 0477 12	Washer - spring :- wave type	-	-	-	1	1	1	NI
10	24 1015 46	Rod - connecting for '3wh-2s-re'	1	1	1	1	1	1	
11	35 1011 36	Bearing -big end roller:- 1st	1	1	1	1	1	1	
12	35 1011 38	Bearing -big end roller:-3rd	1	1	1	1	1	1	
13	35 1011 40	Bearing -big end roller:-5th	1	1	1	1	1	1	
14	02 1006 08	Washer for connecting rod	2	2	2	2	2	2	



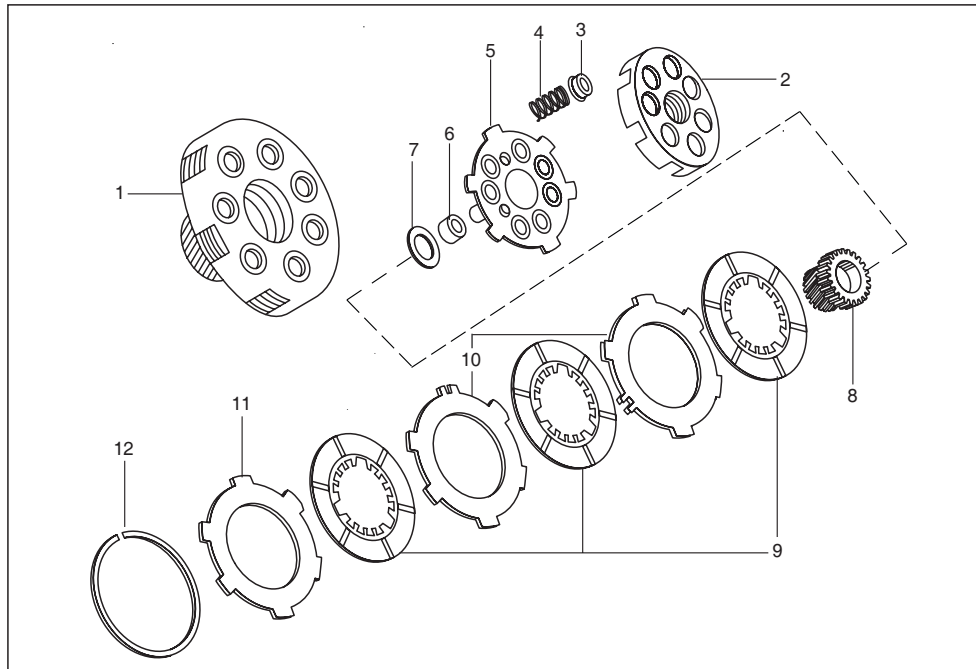
No.	Part No.	Description	Qty/Veh.-ES			Qty/Veh.-NES			Remarks
			24	AG	AS	24	AG	AS	
1	24 1018 67	Clutch assly. comp	1	1	-	-	-	-	F-13.03.2012
1	24 1018 68	Clutch assly. comp	--	--	1	-	-	-	F-13.03.2012
2	24 1016 01	Clutch housing	1	1	-	-	-	-	
2	24 1016 81	Clutch housing	--	--	1	-	-	-	
3	24 1015 94	spacer	1	1	1	-	-	-	F-13.03.2012
3a	24 1017 25	spacer -hub clutch	1	1	1	-	-	-	
3b	24 1017 07	Collar for clutch	1	1	1	-	-	-	
4	24 1018 66	Clutch plate assly.	1	1	1	-	-	-	F-13.03.2012
5	24 1018 65	Hub clutch with starting gear	1	1	1	-	-	-	F-13.03.2012
6	24 1017 46	Wheel clutch	1	1	1	-	-	-	F-13.03.2012
7	24 1016 10	Friction plate	4	4	4	-	-	-	Alt-36244025 N.S
8	24 1016 11	Plate clutch	3	3	3	-	-	-	F-13.03.2012
8a	24 1017 04	Plate hub clutch top (0.8MM)	1	1	1	-	-	-	F-13.03.2012
9	24 1017 41	Spring comp.	6	6	6	-	-	-	F-13.03.2012
10	24 1017 26	Aluminum holder wheel clutch	1	1	1	-	-	-	F-13.03.2012



No.	Part No.	Description	Qty/Veh.-ES			Qty/Veh.-NES			Remarks
			24	AG	AS	24	AG	AS	
17	CD1011 02	Kick buffer	2	2	2	2	2	2	
18	24 1015 52	Gasket for crankcase	1	1	1	1	1	1	
19	05 1010 18	Needle roller bearing	1	1	1	1	1	1	
19a	03 1003 38	Ball bearing	1	1	1	1	1	1	
20	AP 1010 49	Oil seal clutch side	1	1	1	1	1	1	
21	01 1003 41	Circlip for oil seal locking	1	1	1	1	1	1	
22	39 1356 19	Oil seal magneto side	1	1	1	1	1	1	
23	24 1003 08	Ball bearing for main shaft	1	1	1	1	1	1	
24	39 0342 17	Circlip	1	1	1	1	1	1	
25	24 1003 14	Oil seal	1	1	1	1	1	1	
27	39 2671 04	Flange bolt	2	2	2	2	2	2	
28	39 1585 11	Plain washer	2	2	2	2	2	2	
29	39 1000 06	Dowel pin	2	2	2	2	2	2	
30	24 1016 87	Deflector for oil	1	1	1	--	--	--	
31	39 1577 04	Hex screw M6	2	2	2	--	--	--	
32	39 0198 11	Plain washer	2	2	2	2	2	2	
33	39 1826 12	Spring washer	2	2	2	2	2	2	NS
34	24 1016 97	Bracket oil feed	1	1	1	1	1	1	NS
35	24 1017 00	Hex head screw	1	1	1	1	1	1	NS

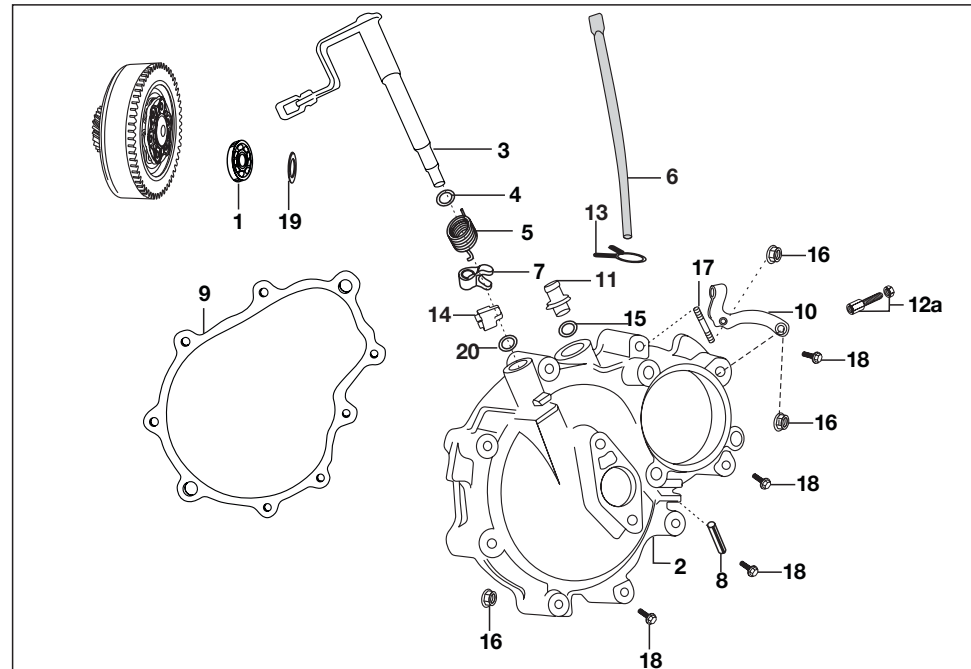


No.	Part No.	Description	Qty/Veh.-ES			Qty/Veh.-NES			Remarks
			24	AG	AS	24	AG	AS	
1	24 1016 29	Cylinder block & piston assly.	1	1	1	1	1	1	
2	24 1016 30	Cylinder block	1	1	1	1	1	1	NS
3	24 1019 25	Piston assembly- escort	1	1	1	1	1	1	
4	AP 1010 05	Gasket for cylinder block	1	1	1	1	1	1	
4	CD 1010 79	Gasket for cylinder block	1	1	1	1	1	1	11.04.2010
5	24 1017 23	Gasket for cylinder head	1	1	1	1	1	1	
5	19 1010 03	Gasket for cylinder head	1	1	1	1	1	1	11.04.2010
6	24 1016 32	Cylinder head	1	1	1	1	1	1	
7	39 1549 05	Stud M 8	2	2	2	2	2	2	
8	39 1000 06	Dowel	2	2	2	2	2	2	
9	22 1012 11	Piston ring std-escort	2	2	2	2	2	2	
9a	CD 1010 25	Piston For Escorts MahleLimited	1	1	1	1	1	1	NS
10	06 1011 84	Pin - gudgeon :- escort	1	1	1	1	1	1	
10a	06 1011 96	Pin - gudgeon :- samrk	1	1	1	1	1	1	
11	39 0340 17	cir clip - internal: escort	2	2	2	2	2	2	
12	AP 1012 09	Nut Flange Cyl. Head	4	4	4	4	4	4	



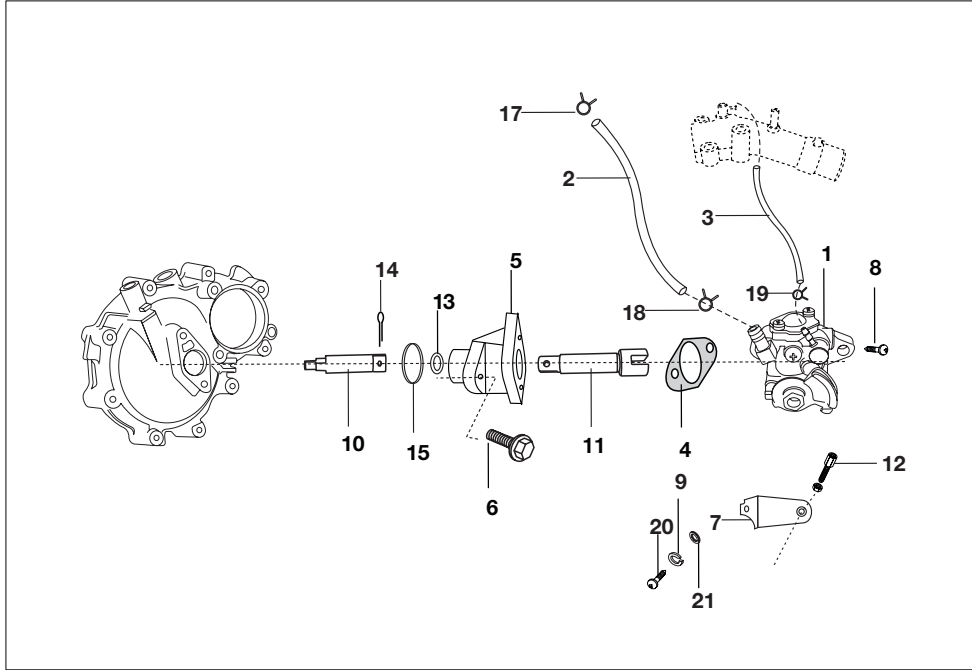
No.	Part No.	Description	Qty/Veh.-ES			Qty/Veh.-NES			Remarks
			24	AG	AS	24	AG	AS	
1	AE 1010 14	Clutch assly. comp	--	--	--	1	1	--	
1a	24 1015 71	Clutch assly. comp	--	--	--	--	--	1	
2	35 1011 70	Clutch box	--	--	--	1	1	1	
3	22 1301 47	Cup for spring	--	--	--	7	7	7	
4	35 1012 08	Clutch spring	--	--	--	7	7	7	
5	AE 1010 71	Clutch bush assembly	--	--	--	1	1	1	
6	01 1008 23	Bush ( Sintered )	--	--	--	1	1	1	
7	01 1008 18	Washer	--	--	--	1	1	1	
8	AE 1010 06	Engine gear	--	--	--	1	1	--	
8a	24 1015 70	Engine gear	--	--	--	--	--	1	
9	AE 1010 66	Friction plate assembly	--	--	--	3	3	3	alt-36AA4017
9a	AP 1012 92	Plate clutch friction	--	--	--	3	3	3	Fr 21.07.11
10	AE 1010 15	Clutch plate (bigger clutch)	--	--	--	2	2	2	old
10a	24 1017 51	Clutch Plate	--	--	--	2	2	2	Fr 21.07.11
11	AE 1010 68	Outer clutch plate	--	--	--	1	1	1	
12	35 1011 76	Lock ring	--	--	--	1	1	1	
13	05 1010 72	Thrust Plate	--	--	--	1	1	1	NI
14	24 1008 08	Plate - thrust	--	--	--	--	--	1	NI
15	01 1008 21	Clip - spring	--	--	--	1	1	--	NI
16	24 1008 09	Clip - spring	--	--	--	--	--	1	NI
17	AE 1010 17	Plate -driving:bigr cluch	--	--	--	1	1	1	NI
18	06 1012 13	Spacer for classic	--	--	--	1	1	1	NI

24 - PETROL  
AG - LPG  
AS - CNG

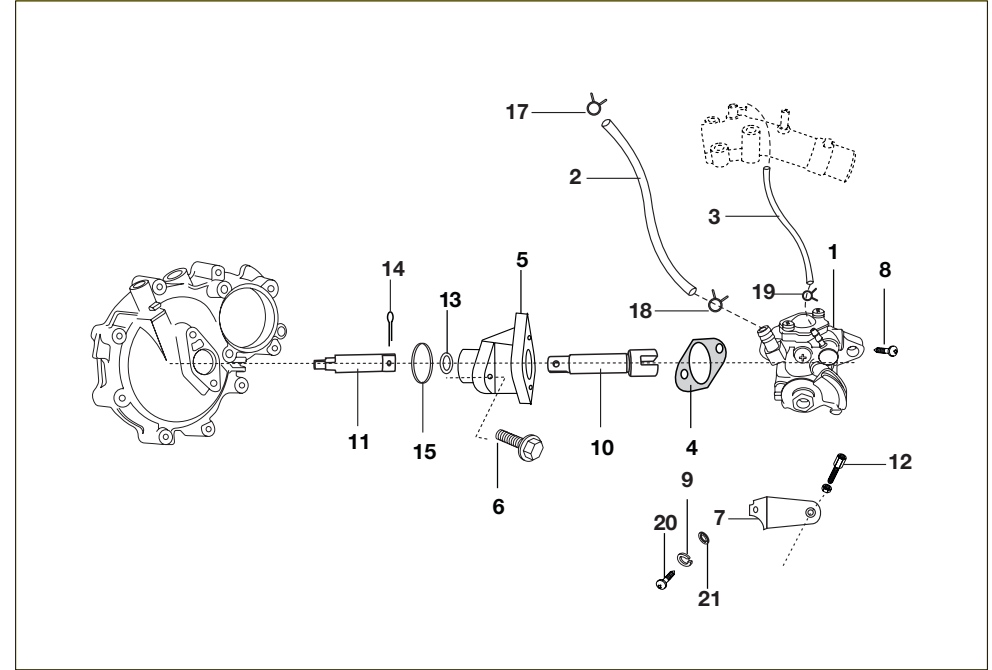


No.	Part No.	Description	Qty/Veh.-ES			Qty/Veh.-NES			Remarks
			24	AG	AS	24	AG	AS	
1	39 1001 20	Clutch bearing	1	1	1	--	--	--	
2	24 1016 75	Assembly clutch cover and breather	--	--	--	1	1	1	
2a	24 1016 74	Cover clutch	--	--	--	1	1	1	
3	24 1017 44	Clutch lever external assly.	1	1	1	1	1	1	
4	01 1009 05	'O' ring	1	1	1	1	1	1	
5	24 1010 96	Clutch lever return spring	1	1	1	1	1	1	
6	AE 1010 70	Tube assly. breather	1	1	1	1	1	1	
7	24 1009 07	Internal lever	1	1	1	1	1	1	
8	39 0447 06	Spring type straight pin	1	1	1	1	1	1	
9	24 1016 23	Gasket clutch cover	1	1	1	--	--	--	
10	24 1017 31	Bracket for adjuster	--	--	--	1	1	1	
11	24 1015 98	Breather pipe	1	1	1	1	1	1	
12	39 1676 04	Bolt - flange :- M6 X 50	7	7	7	7	7	7	NI
12a	24 1214 35	Adjuster with nut	1	1	1	1	1	1	
13	28 1011 74	Clip	1	1	1	1	1	1	
14	24 1009 08	Plunger modified	1	1	1	1	1	1	1.04.2011
15	01 1009 11	'O' ring	--	--	--	1	1	1	
16	39 2124 15	Nut flange M6x1	--	--	--	2	2	2	
17	39 1738 21	Ring O	1	1	1	1	1	1	
18	KA EF06 55	Bolt M6X1- 40	2	2	2	2	2	2	
19	24 1015 94	Spacer	1	1	1	1	1	1	
20	24 1017 27	Holder - bearing clutch	1	1	1	1	1	1	

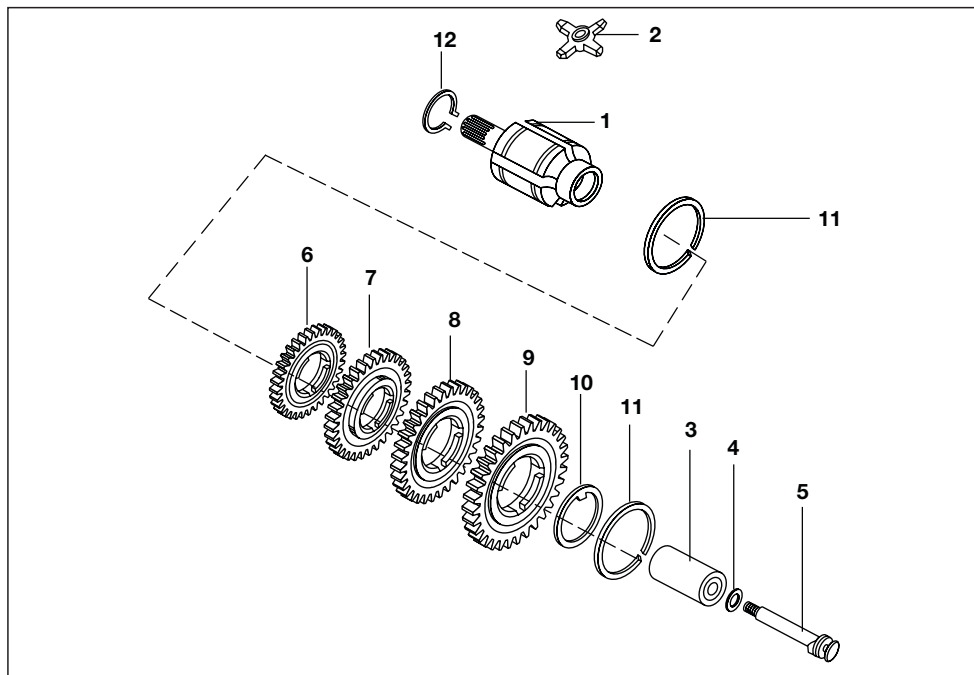
24 - PETROL  
AG - LPG  
AS - CNG



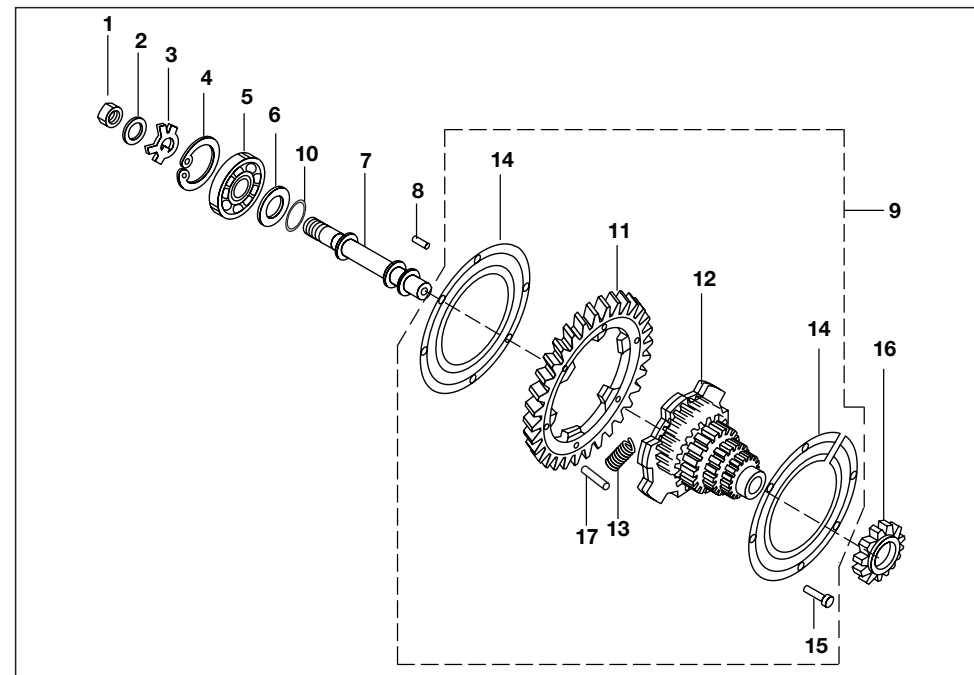
No.	Part No.	Description	Qty/Veh.-ES			Qty/Veh.-NES			Remarks	
			24	AG	AS	24	AG	AS		
1	24 1214 66	Oil pump assly.	1	1	1	1	1	1	alt-24121437	
1	24 1214 75	Oil pump	1	1	1	1	1	1		
2	24 1214 67	Oil tube inlet	1	1	1	1	1	1		
3	AG 1210 08	Oil tube outlet	1	1	1	1	1	1		
4	AG 1210 09	Gasket for oil pump	1	1	1	1	1	1		
5	24 1018 72	Base plate assly	1	1	1	--	--	--		
5a	AG 1010 07	Base plate assly	--	--	--	1	1	1		
6	39 1672 04	Flange bolt	1	1	1	1	1	1		
7	24 1213 36	Bracket- oil pump holding	1	1	1	1	1	1		N.S
8	39 0886 01	Screw	1	1	1	1	1	1		N.S
9	39 0262 12	Spring washer	2	2	2	2	2	2		N.S
10	24 1018 71	Drive shaft	1	1	1	--	--	--		
10a	AG 1010 10	Drive shaft	--	--	--	1	1	1		
11	AG 1010 11	Drive shaft oil pump	1	1	1	1	1	1		
12	24 1214 35	Adjuster with nut	1	1	1	1	1	1		N.S
13	24 1108 08	Washer	1	1	1	1	1	1	N.S	
14	39 0152 08	Split pin	1	1	1	1	1	1	N.S	
15	24 1108 17	"O" ring	1	1	1	1	1	1		



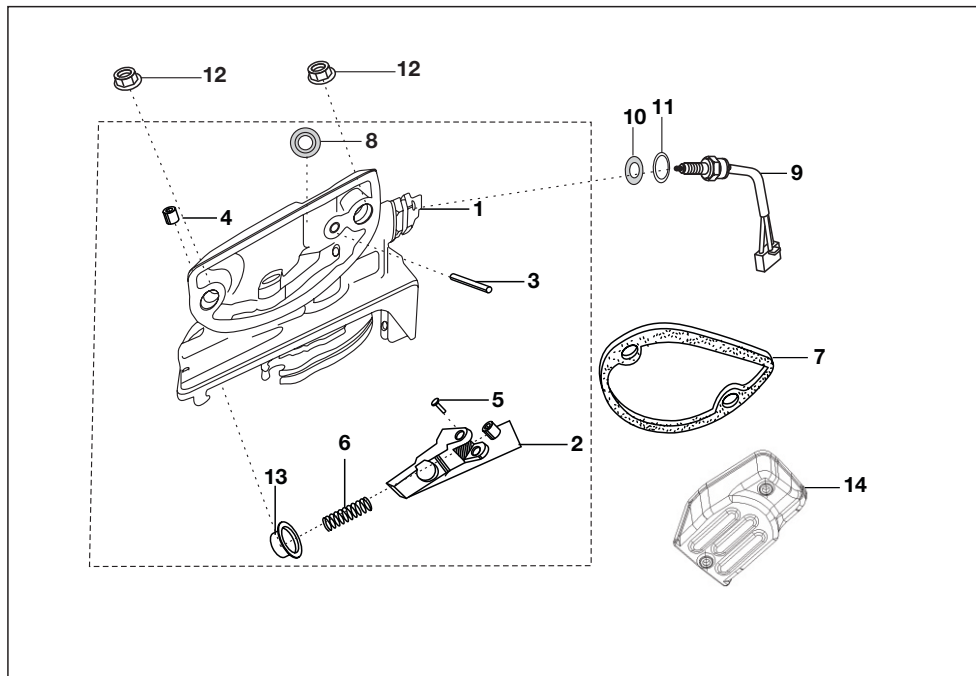
No.	Part No.	Description	Qty/Veh.-ES			Qty/Veh.-NES			Remarks
			24	AG	AS	24	AG	AS	
16	24 1213 49	Boot	1	1	1	1	1	1	N.I.
17	33 1410 08	Clip wire for inlet tube	1	1	1	1	1	1	NS
18	AG 1210 16	Clip wire for inlet tube	1	1	1	1	1	1	NS
19	AG 1210 17	Clip wire for outer tube	1	1	1	1	1	1	NS
20	AP 1012 20	Bolt - hex. Socket head	2	2	2	2	2	2	
21	39 0198 11	Washer plain	2	2	2	2	2	2	



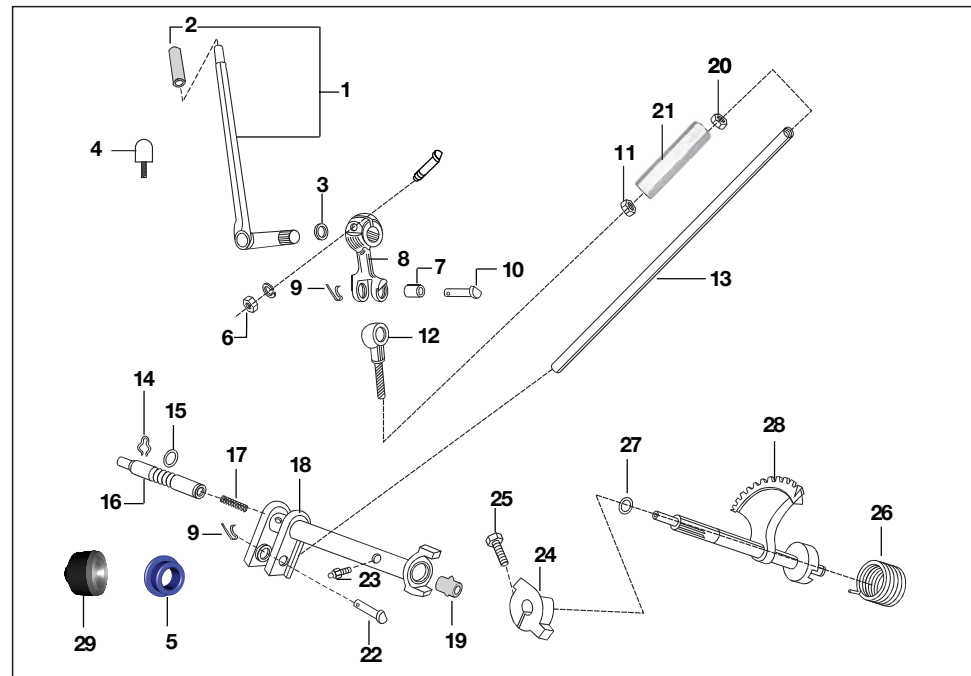
No.	Part No.	Description	Qty/Veh.-ES			Qty/Veh.-NES			Remarks
			24	AG	AS	24	AG	AS	
1	24 1011 00	Main shaft	1	1	1	1	1	1	N.S
2	35 1010 59	Cross (flat type)	1	1	1	1	1	1	
3	35 1010 58	Guide bush	1	1	1	1	1	1	
4	39 0213 11	Plain washer	1	1	1	1	1	1	
5	06 1007 02	Stem	1	1	1	1	1	1	
6	24 1010 49	4th Speed gear	1	1	1	1	1	1	
7	24 1007 04	3rd Speed gear	1	1	1	1	1	1	
8	24 1007 05	2nd Speed gear	1	1	1	1	1	1	
9	19 1010 14	1st Speed gear	1	1	1	1	1	1	
10	19 1010 16	Shoulder ring No. 1	1	1	1	1	1	1	
10a	19 1010 17	Shoulder ring No. 2	1	1	1	1	1	1	
10b	19 1010 18	Shoulder ring No. 3	1	1	1	1	1	1	
10c	19 1010 19	Shoulder ring No. 4	1	1	1	1	1	1	
10d	19 1010 20	Shoulder ring No. 5	1	1	1	1	1	1	
11	21 1007 11	Circlip	2	2	2	2	2	2	
12	21 1003 24	Circlip	1	1	1	1	1	1	



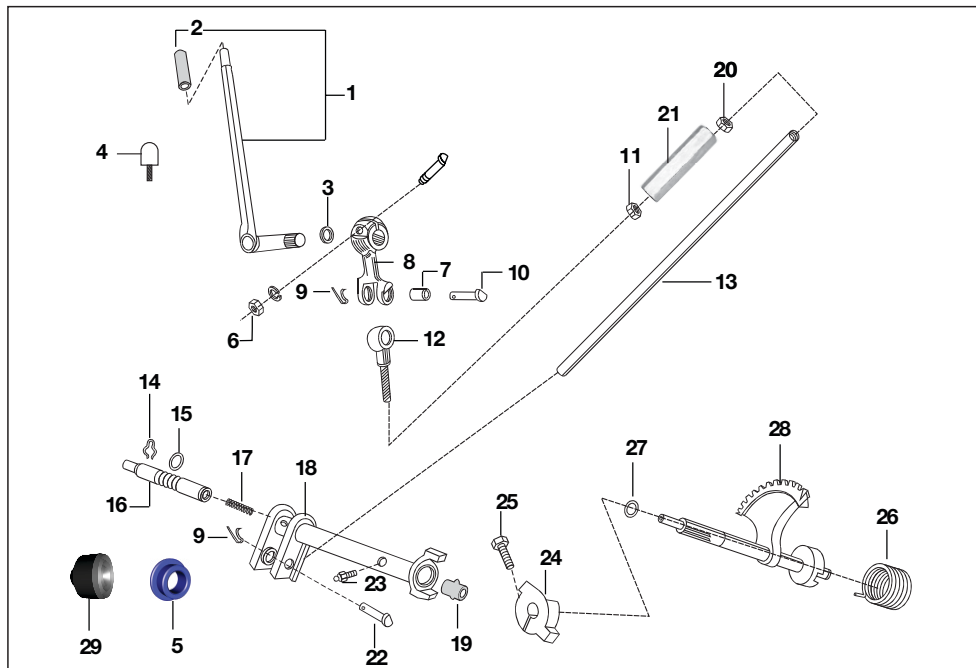
No.	Part No.	Description	Qty/Veh.-ES			Qty/Veh.-NES			Remarks
			24	AG	AS	24	AG	AS	
1	LC A000 03	Hexagon nut	1	1	1	1	1	1	N.S
2	24 1017 14	Plain washer	1	1	1	1	1	1	
3	24 1017 12	washer lock	1	1	1	1	1	1	
4	03 1701 27	Circlip	1	1	1	1	1	1	
5	06 1010 09	Ball bearing	1	1	1	1	1	1	
6	24 1017 14	Washer M.G. pin	1	1	1	1	1	1	
7	24 1017 13	Multiple gear pin	1	1	1	1	1	1	
8	01 1010 08	Roller	21	21	21	21	21	21	
9	AP 1011 57	Multiple gear assembly comp.	1	1	1	1	1	1	
10	AP 1012 07	'O' ring	1	1	1	1	1	1	
11	AP 1011 59	Corona gear	1	1	1	1	1	1	
12	AP 1011 58	Multiple gear	1	1	1	1	1	1	
13	AP 1011 62	Spring	5	5	5	5	5	5	
14	AP 1011 60	Cluster gear plate	2	2	2	2	2	2	
15	39 0161 09	Rivet	6	6	6	6	6	6	
16	06 1010 07	Starter gear	1	1	1	1	1	1	
17	AP 1011 64	Pin spring straight	10	10	10	10	10	10	



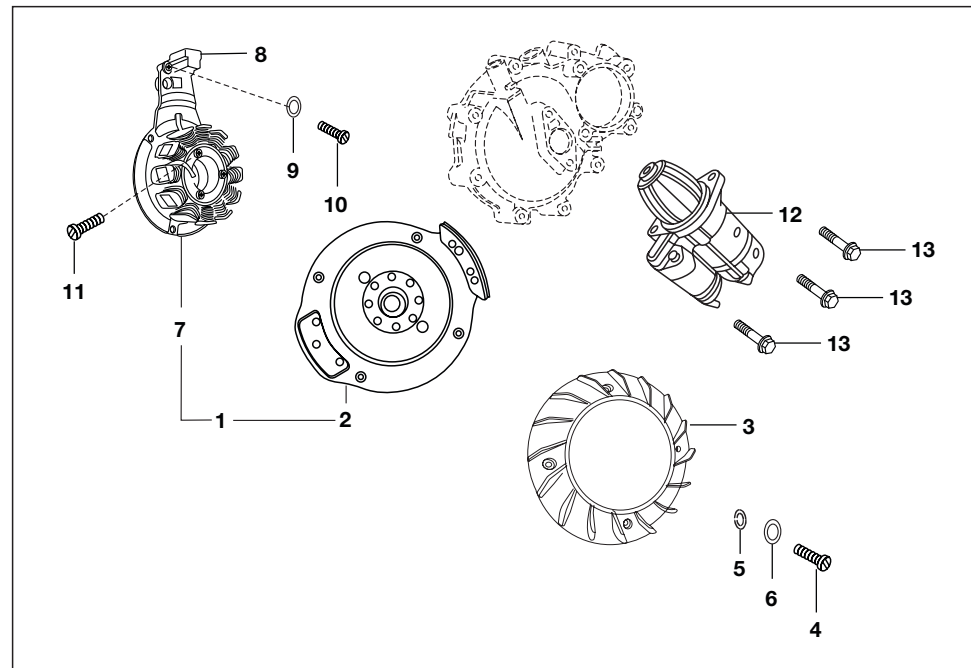
No.	Part No.	Description	Qty/Veh.-ES			Qty/Veh.-NES			Remarks
			24	AG	AS	24	AG	AS	
1	AP 1010 81	Gear shifter complete	1	1	1	-	-	-	
1a	AP 1012 49	Gear shifter complete	--	--	--	1	1	1	
1b	AP 1010 83	Assembly lever and sector	1	1	1	1	1	1	
2	24 1011 11	Bracket assembly with roller	1	1	1	1	1	1	N.S
3	06 1011 10	Pin	1	1	1	1	1	1	
4	39 2202 07	Parallel pin	1	1	1	1	1	1	Fr 08.11.2011
5	06 1011 11	Screw for bracket	1	1	1	1	1	1	
6	06 1011 12	Spring	1	1	1	1	1	1	
7	CD 1010 80	Gasket for gear shifter Housing	1	1	1	1	1	1	
8	39 1041 19	Oil seal	1	1	1	1	1	1	
9	AP 1110 23	Neutral switch	1	1	1	-	-	-	
10	20 1010 20	Gasket	1	1	1	1	1	1	NS
11	39 0804 11	Plain washer	1	1	1	1	1	1	
12	39 2369 15	Flange nut	2	2	2	2	2	2	NS
13	AP 1011 98	Cup spring detent	1	1	1	1	1	1	
14	AP 1010 91	Cover gear shifter	1	1	1	1	1	1	
15	39 1964 04	Bolt flange	2	2	2	2	2	2	
16	03 1011 10	Block - slider :- sintered	1	1	1	1	1	1	NS
17	01 1011 13	Pin for slider block	1	1	1	1	1	1	NS



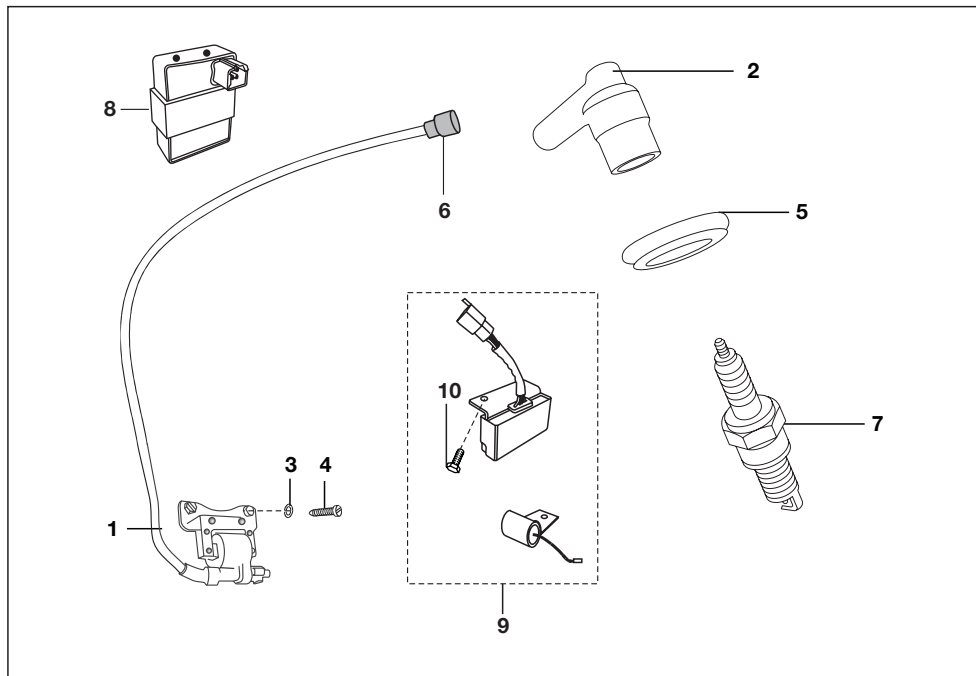
No.	Part No.	Description	Qty/Veh.-ES			Qty/Veh.-NES			Remarks
			24	AG	AS	24	AG	AS	
1	AZ 6210 19	Starting handle with grip	1	1	1	1	1	1	
2	22 1011 15	Starting handle grip	1	1	1	1	1	1	NS
3	24 1014 14	Washer	2	2	2	2	2	2	
4	24 1613 52	Rubber plug for starting lever	--	--	--	--	1	-	
5	24 1017 20	bush for eye pin	2	2	2	2	2	2	
6	39 0694 15	Hex Lock nut - M8 x 1.25	1	1	1	1	1	1	
7	24 1015 72	Nylon bush connection lever	1	1	1	1	1	1	
8	AA 1013 29	Lever driver side	1	1	1	1	1	1	
9	39 0146 08	Spring clip	2	2	2	2	2	2	
10	24 1014 22	Pin	1	1	1	1	1	1	NS
11	39 0296 15	Hexagon nut R.H.thread	1	1	1	1	1	1	
12	24 1014 17	bolt - eye :- r. H. Thread	1	1	1	1	1	1	NS
13	24 1016 17	Connecting tube	1	1	1	1	1	1	NS
13a	24 1016 15	Connecting tube assy. complete	1	1	1	1	1	1	11+12+13
14	21 1014 29	Spring clip	1	1	1	1	1	1	
15	03 1801 16	'O' ring	1	1	1	1	1	1	
16	24 1014 09	Pin for lever support	1	1	1	1	1	1	
17	21 1014 27	Spring	1	1	1	1	1	1	
18	24 1018 81	Starting tube assembly	1	1	1	1	1	1	
19	22 1014 23	Rubber plug	1	1	1	1	1	1	
20	24 1014 19	Hexagon nut L.H. thread	1	1	1	1	1	1	



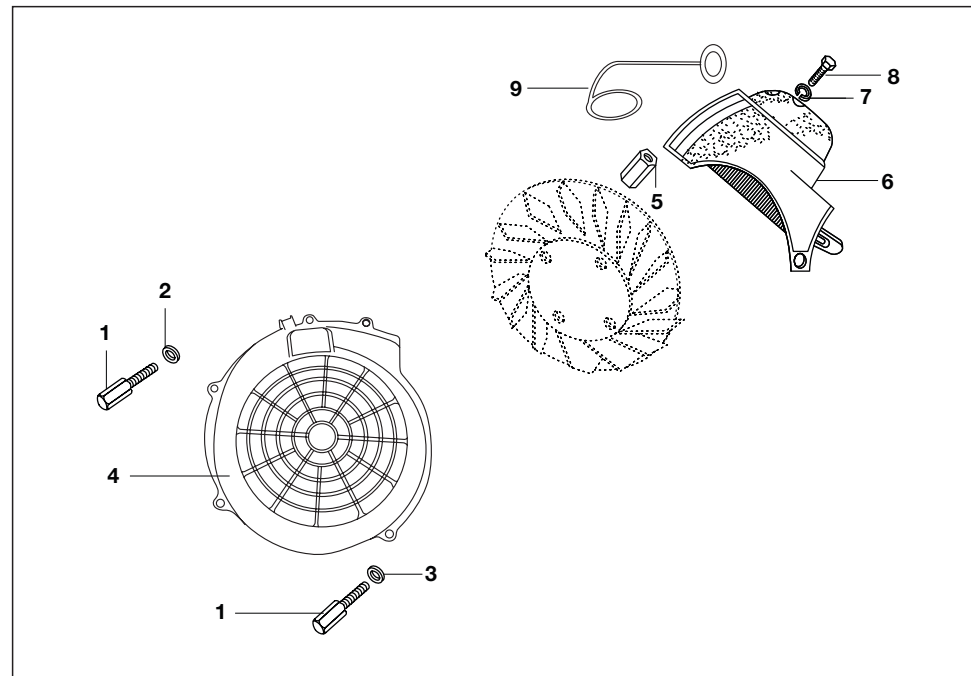
No.	Part No.	Description	Qty/Veh.-ES			Qty/Veh.-NES			Remarks
			24	AG	AS	24	AG	AS	
21	24 1016 16	Connector	1	1	1	1	1	1	
22	39 0799 08	Pin cotter	1	1	1	1	1	1	
23	23 1613 05	Grease nipple	1	1	1	1	1	1	
24	24 1012 03	Driven dog	1	1	1	1	1	1	
25	39 0390 04	Hexagon screw	1	1	1	1	1	1	
26	01 1012 05	Return spring	1	1	1	1	1	1	
27	03 1801 16	'O' ring	1	1	1	1	1	1	
28	24 1012 01	Sector gear assembly	1	1	1	1	1	1	
29	DG 1611 24	damper	1	1	1	1	1	1	



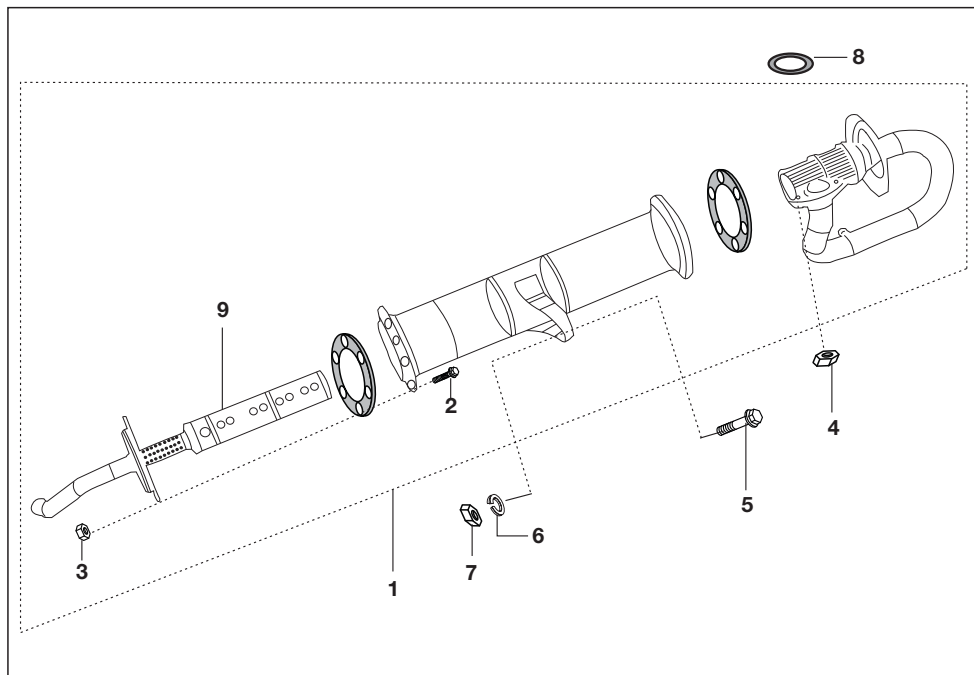
No.	Part No.	Description	Qty/Veh.-ES			Qty/Veh.-NES			Remarks
			24	AG	AS	24	AG	AS	
1	24 1112 08	Magneto assembly	1	1	1	-	1	1	9.2.2012
1a	24 1111 95	Magneto assembly	--	--	--	1	-	-	fr. 20.07.11
2	24 1112 10	Rotor assembly	1	1	1	-	1	1	fr.04.02.2012
2a	24 1111 97	Rotor assembly	-	-	-	1	-	-	fr. 20.07.11
3	24 1111 45	Fan (plastic)	1	1	1	-	1	1	
3a	CD 1110 05	fan plastic:-	--	--	--	1	--	--	
4	39 0886 01	Screw pan cross.	4	4	4	4	4	4	
4a	24 1111 07	Bolt-special for plastic fan cover	4	4	4	4	4	4	
5	39 0262 12	Spring washer	4	4	4	4	4	4	NS
6	39 0197 11	Plain washer	4	4	4	4	4	4	
7a	24 1112 11	Stator assembly	1	1	1	-	1	1	Fr09.02.2012
7	24 1111 98	Stator assembly	--	-	--	1	--	-	fr. 20.07.11
8	24 1112 00	Pick up coil Blue	1	1	1	1	1	1	Fr09.02.2012
9	39 0960 11	Washer	--	-	--	2	-	-	
10	LA C000 25	Bolt socket m5	4	4	4	-	4	4	
11	39 0757 01	Bolt socket m5	--	--	--	4	--	--	
12	24 1111 37	Starter motor	1	1	1	-	-	-	shift
13	39 0527 04	Bolt hexagon M8X1.25	3	3	3	-	-	-	shift
14	24 1111 49	harness wiring for stator	1	1	1	--	1	1	
14a	24 1111 99	Harness wiring for stator	-	-	-	1	-	--	



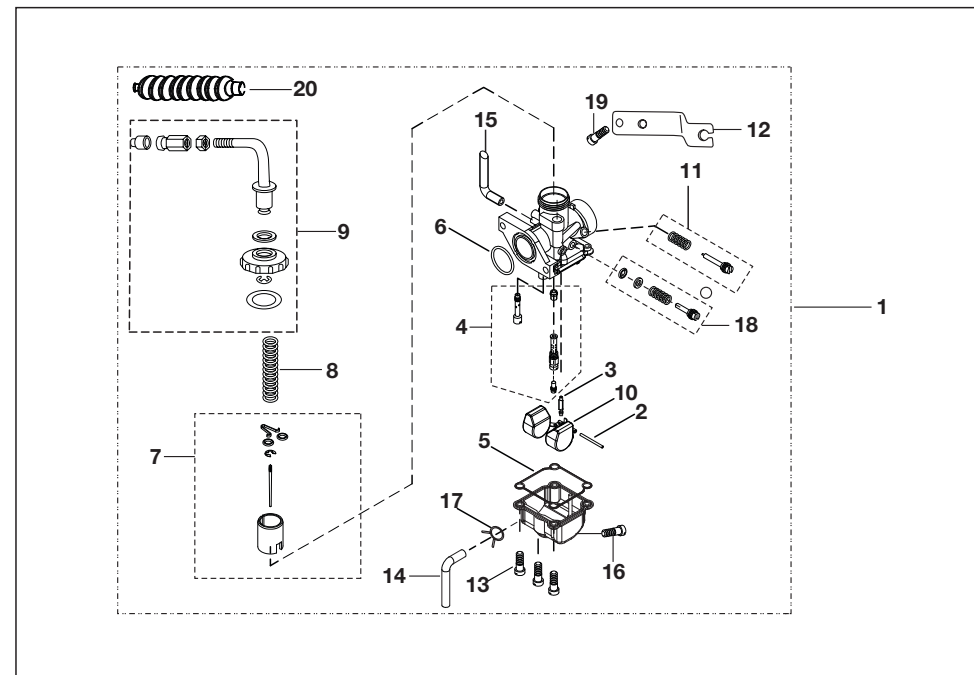
No.	Part No.	Description	Qty/Veh.-ES			Qty/Veh.-NES			Remarks
			24	AG	AS	24	AG	AS	
1	24 1111 21	H.T. coil (RED)	1	1	1	1	1	1	
1a	24 1111 08	H.T. coil (sealed coupler)	1	1	1	1	1	1	NS
2	06 1113 50	spark plug cap resistive	1	1	1	1	1	1	
3	39 0197 11	Spring washer	4	4	4	4	4	4	
4	39 0012 01	Cheese head screw	--	--	--	2	2	2	NS
5	24 1111 09	Insulating cap	1	1	1	1	1	1	NS
6	AA 1110 76	Grommet for spark plug cap	--	--	--	1	1	1	
6a	06 1113 40	Grommet for spark plug cap	1	1	1	1	1	1	
7	16 1111 25	Spark plug	1	1	--	1	1	1	
7a	16 1111 11	Spark plug:- PRL 5YC	--	--	1	--	--	--	NS
8	24 1111 89	CDI DC for RE 145 CNG/LPG	1	--	--	--	--	--	
8a	24 1111 88	DC CDI with Damper	--	1	1	--	1	1	
8b	24 1111 90	cdi with damper(new)	--	--	--	1	--	--	
9	24 2014 34	Assly. regulator / capacitor	1	1	1	--	1	1	
9a	24 2012 77	Assly. regulator / capacitor	--	--	--	1	1	--	
10	DD 1412 27	Bolt flange	2	2	2	2	2	2	



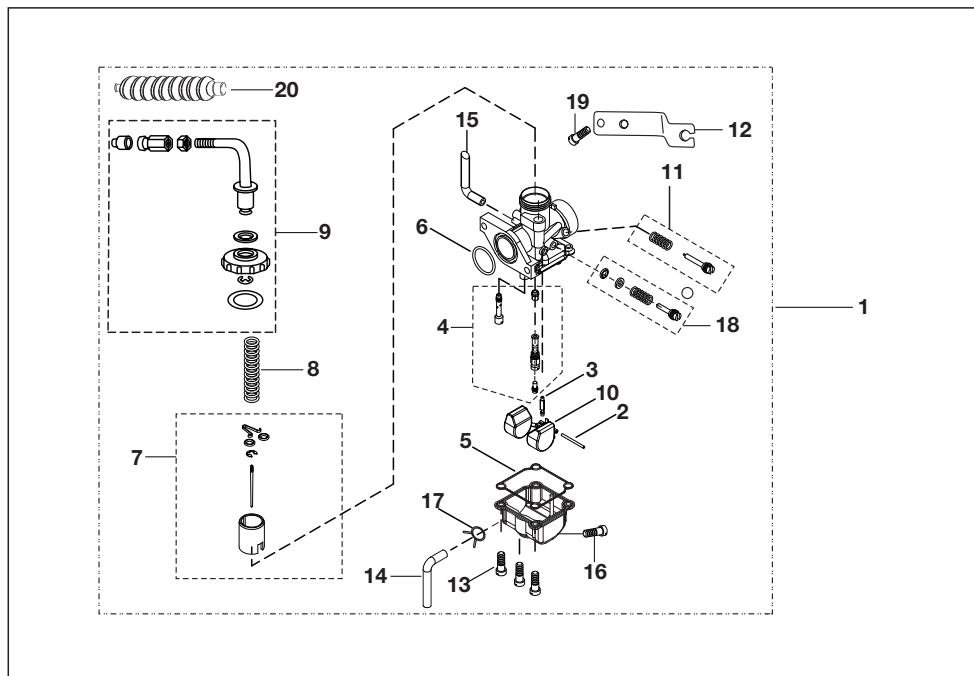
No.	Part No.	Description	Qty/Veh.-ES			Qty/Veh.-NES			Remarks
			24	AG	AS	24	AG	AS	
1	24 1111 07	Special bolt	--	--	--	4	4	4	
1a	LA C000 25	Bolt pre-coated - fan cover	4	4	4	--	--	--	
2	39 0239 11	Plain washer	1	1	1	1	1	1	
3	39 0198 11	Plain washer	3	3	3	3	3	3	
4	24 1012 05	Fan cover	1	1	1	1	1	1	
5	24 1016 35	Nut special	1	1	1	1	1	1	
6	24 1011 55	Cowling assly comp.	1	1	1	1	1	1	
7	39 0262 12	Spring washer	1	1	1	1	1	1	NS
8	39 0096 04	Bolt	1	1	1	1	1	1	NS
9	24 1216 46	Hook for SAI tube	1	1	1	1	1	1	



No.	Part No.	Description	Qty/Veh.-ES			Qty/Veh.-NES			Remarks
			24	AG	AS	24	AG	AS	
1	24 1016 45	Silencer comp.	1	--	1	1	--	1	
1a	24 1015 80	Silencer comp.	--	1	--	--	1	--	
2	39 0062 04	Flange bolt	12	12	12	12	12	12	
3	39 0292 15	Hex nut	12	12	12	12	12	12	
4	39 0289 15	Hex nut	2	2	2	2	2	2	
5	CM 1011 28	Hex bolt	1	1	1	1	1	1	NS
6	39 1826 12	Spring washer	1	1	1	1	1	1	NS
7	39 0312 15	Hex nut	1	1	1	--	--	--	NS
8	15 1011 22	Gasket silencer	1	1	1	1	1	1	

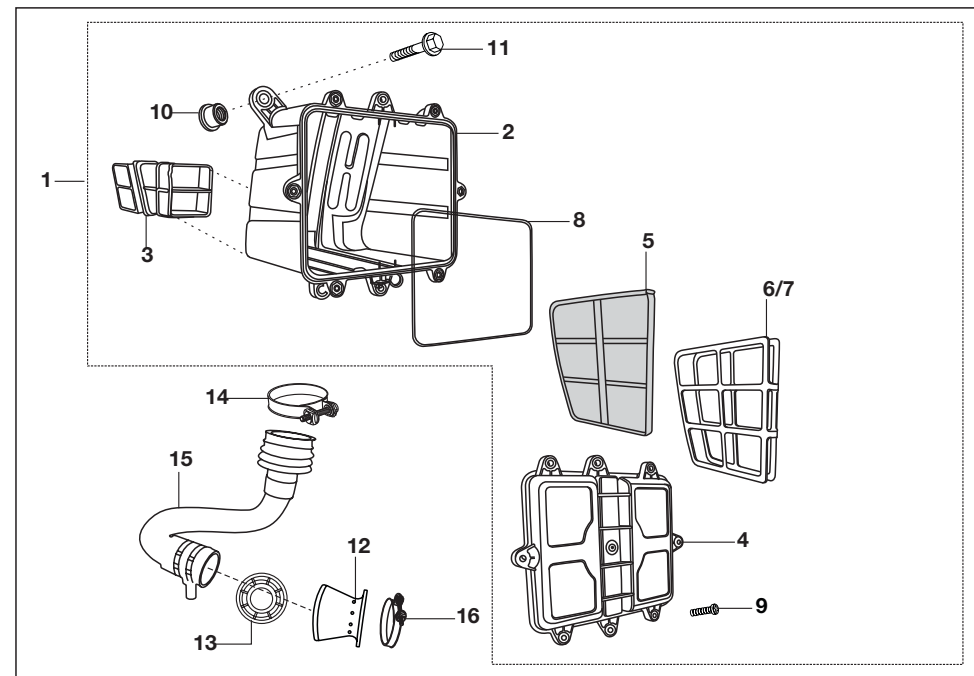


No.	Part No.	Description	Qty/Veh.-ES			Qty/Veh.-NES			Remarks
			24	AG	AS	24	AG	AS	
1	24 1214 57	Carburettor comp.	1	--	--	1	--	--	
1a	24 1214 71	Carburettor comp.	--	1	--	--	1	--	
1b	24 1214 70	Carburettor comp.	--	--	1	--	--	1	
2	24 1210 69	Pin float	1	--	--	1	--	--	
3	16 1211 38	Needle valve assly.	1	--	--	1	--	--	
4	24 1214 86	Jet kit	1	--	--	1	--	--	
4a	24 1214 91	Jet kit	--	1	--	--	1	--	
4b	24 1214 94	Jet kit	--	--	1	--	--	1	
5	24 1213 61	Seal	1	--	--	1	--	--	
6	31 1210 80	'O' ring	1	--	--	1	--	--	
7	24 1214 40	Piston valve assly. kit	1	--	--	1	--	--	
7a	24 1214 92	Piston valve assly. kit	--	1	1	--	1	1	
8	DD 1210 47	Spring throttle valve	1	--	--	1	--	--	
9	24 1214 88	Mixing cap assly. kit	1	1	1	1	1	1	
10	24 1213 65	Float	1	--	--	1	--	--	



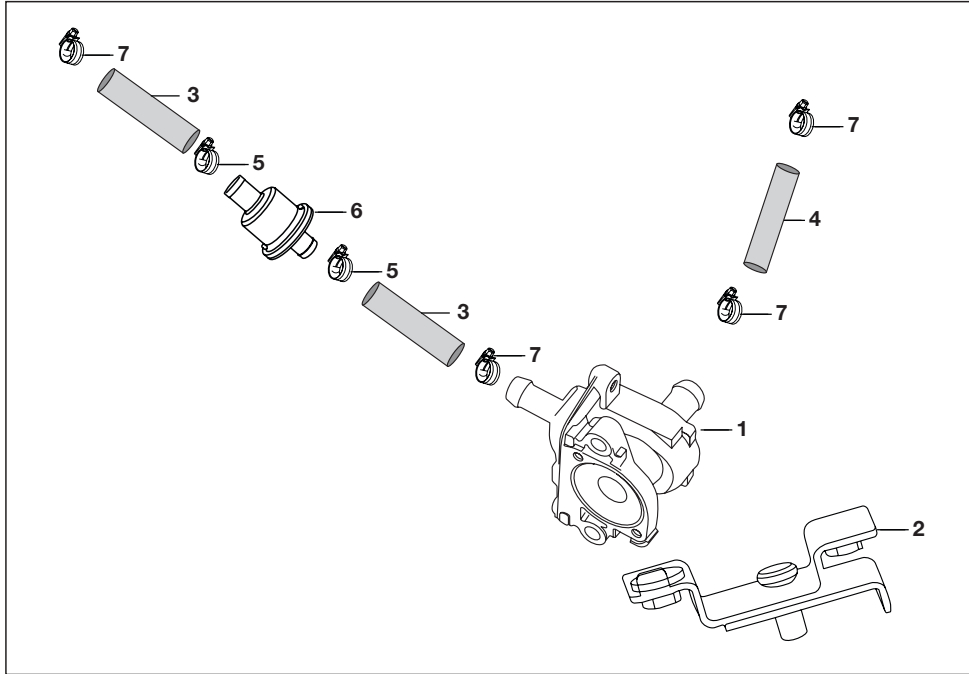
No.	Part No.	Description	Qty/Veh.-ES			Qty/Veh.-NES			Remarks
			24	AG	AS	24	AG	AS	
11	24 1214 49	Idling adjuster kit	1	1	1	1	1	1	
12	24 1213 74	Bracket choke cable	1	1	1	1	1	1	
13	CB 1210 46	Screw	3	--	--	3	--	--	
14	24 1215 08	Hose drain	1	--	--	1	--	1	
15	DZ 1210 47	Vent hose	1	--	--	1	--	--	
16	24 1210 86	Drain screw	1	--	--	1	--	--	
17	AA 1410 46	Clip hose	1	--	--	1	--	--	
18	24 1214 85	Air screw kit	1	1	1	1	1	1	
19	24 1213 81	Screw	1	--	--	1	--	--	
20	AF 1213 28	Accelerator cable bellow	1	1	1	1	1	1	

24 - PETROL  
AG - LPG  
AS - CNG

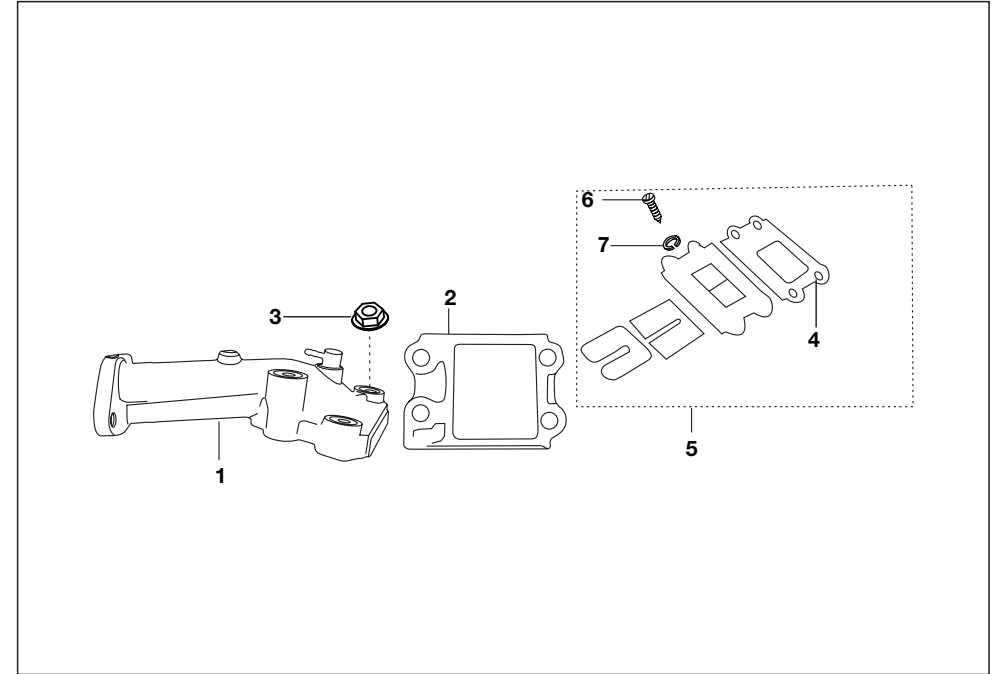


No.	Part No.	Description	Qty/Veh.-ES			Qty/Veh.-NES			Remarks
			24	AG	AS	24	AG	AS	
1	24 1216 42	Assly. air filter- SAI type	1	--	--	1	--	--	
1a	24 1214 65	Assly. air filter	--	1	--	--	1	--	
1b	24 1216 59	Assly. air filter	--	--	1	--	--	1	
2	AP 1210 09	Case air filter	1	1	1	1	1	1	
3	24 1216 45	Duct in air filter	1	1	1	1	1	1	
4	24 1214 64	Cover air filter SAI	1	--	1	1	--	1	
4a	AP 1210 27	Cover air filter	--	1	--	--	1	--	
5	AP 1211 32	Element air filter twin type	1	1	1	1	1	1	
6	AP 1211 25	Holder element A	1	1	1	1	1	1	
7	AP 1211 26	Holder element B	1	1	1	1	1	1	
8	AP 1211 24	Seal air filter	1	1	1	1	1	1	
8a	ap 2310 46	Foam air filter	1	1	1	1	1	1	
8b	aa 1211 41	arrester flame	--	1	1	--	1	1	
9	39 1766 01	Screw M5	8	8	8	8	8	8	
10	AP 1210 57	Spacer	3	3	3	3	3	3	
11	39 1945 04	Flange bolt	--	5	5	--	5	5	NS
12	24 1213 56	Mixture tube (venturi)	--	1	1	1	1	1	
13	24 1214 74	Insert for bellow	1	--	1	--	1	--	
13a	24 1212 45	Insert for bellow	--	1	1	--	1	--	
14	AP 1210 64	Clamp	1	1	1	1	1	1	
15	24 1214 72	Assly. Integral duct comp	1	--	--	1	--	--	
15a	24 1214 68	Assly. Integral duct comp	--	--	1	--	--	1	
15b	24 1214 73	Assly. Integral duct comp	--	1	--	--	1	--	
16	AB 1210 17	Clamp intake duct	1	1	1	1	1	1	

24 - PETROL  
AG - LPG  
AS - CNG

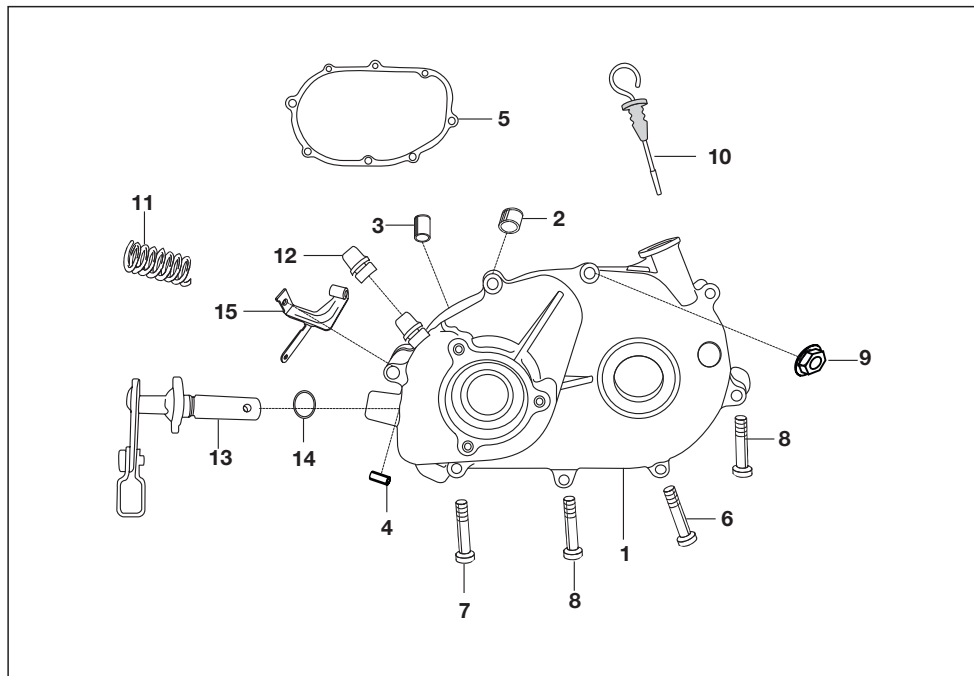


No.	Part No.	Description	Qty/Veh.-ES			Qty/Veh.-NES			Remarks
			24	AG	AS	24	AG	AS	
1	24 1214 58	Assly. SAI	1	--	1	1	--	1	
2	24 1214 59	Bkt. for SAI	1	--	1	1	--	1	
3	24 1214 60	Tube SAI inlet	2	--	2	2	--	2	
4	24 1214 61	Tube SAI outlet	1	--	1	1	--	1	
5	24 1214 76	Spring band	4	--	4	4	--	4	
6	24 1214 62	Silencer for SAI	1	--	1	1	--	1	
7	24 1214 77	Hose clamp	4	--	4	4	--	4	

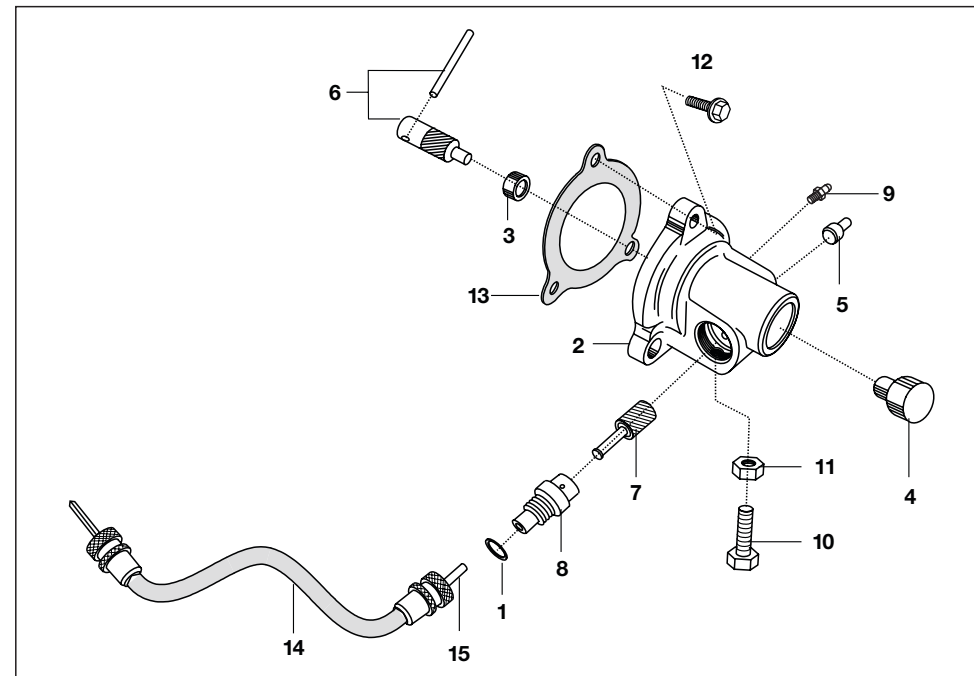


No.	Part No.	Description	Qty/Veh.-ES			Qty/Veh.-NES			Remarks
			24	AG	AS	24	AG	AS	
1	24 1216 50	Manifold assly	1	1	1	1	1	1	
2	AE 1210 45	Gasket for manifold	1	1	1	1	1	1	
3	39 2369 15	Flange nut	4	4	4	4	4	4	
4	AE 1210 47	Gasket reed valve	1	1	1	1	1	1	
5	AE 1210 01	Reed valve	1	1	1	1	1	1	
6	39 0546 01	Screw	2	2	2	2	2	2	NS
7	39 0262 12	Spring washer	2	2	2	2	2	2	

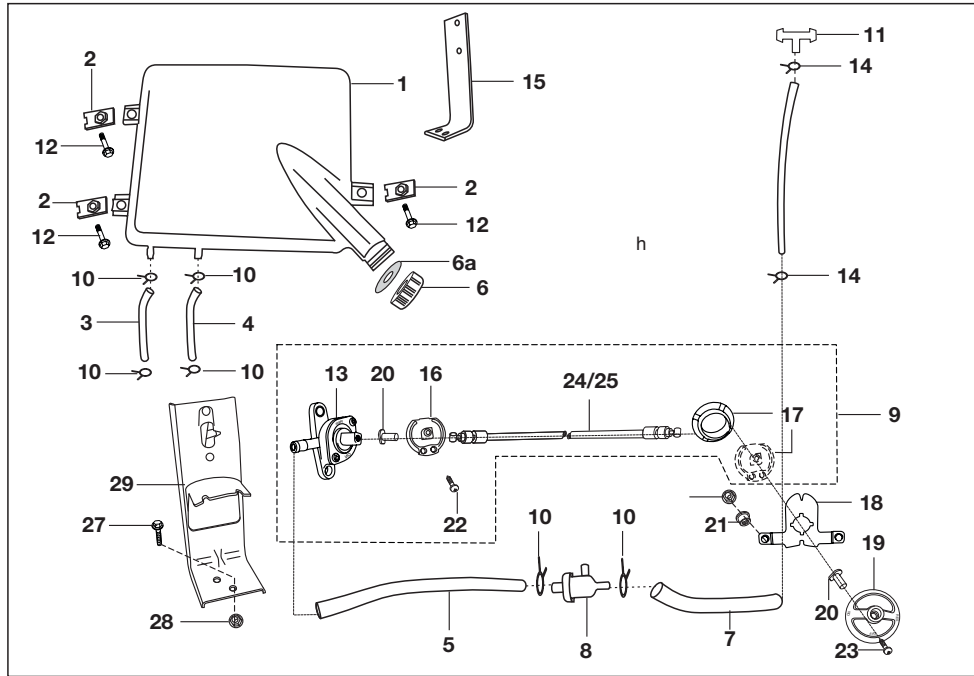




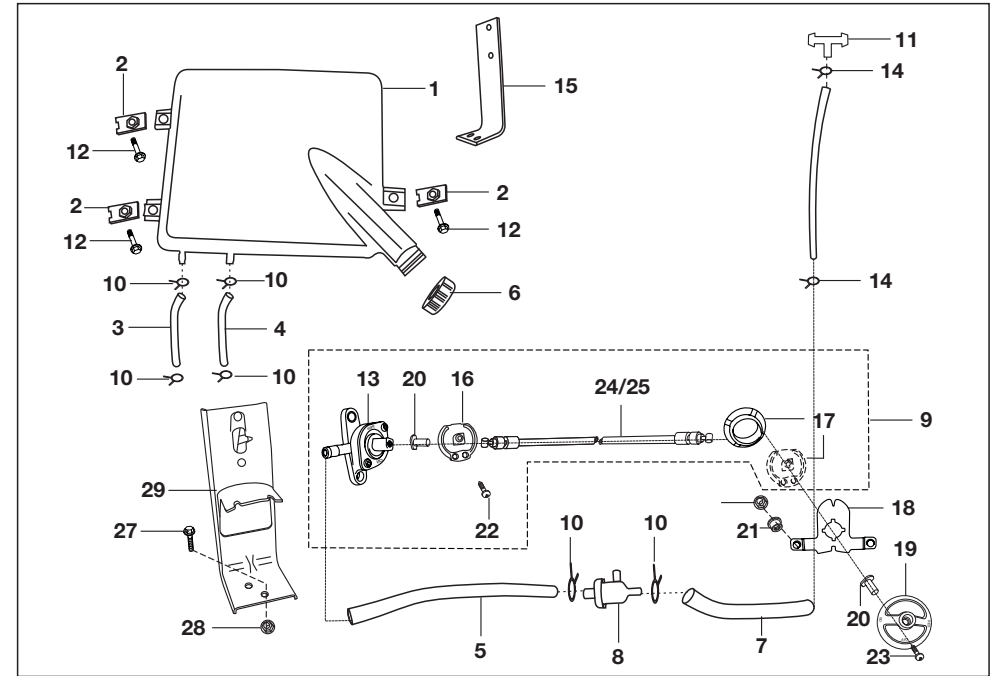
No.	Part No.	Description	Qty/Veh.-ES			Qty/Veh.-NES			Remarks
			24	AG	AS	24	AG	AS	
1	24 1310 78	Differential cover	1	1	1	1	1	1	NS
2	BA 1321 22	Hollow dowel	2	2	2	2	2	2	
3	24 1003 05	Bush	1	1	1	1	1	1	
4	39 0455 06	Spring dowel sleeve	1	1	1	1	1	1	
5	AE 1310 13	Gasket for differential cover	1	1	1	1	1	1	
6	39 0089 04	'D' bolt	4	4	4	4	4	4	
7	39 2541 04	Bolt short	2	2	2	2	2	2	
8	24 1311 01	Bolt long	2	2	2	2	2	2	
9	39 2369 15	Flange nut	8	8	8	8	8	8	
10	24 1310 79	Dip stick	1	1	1	1	1	1	
11	24 1301 29	Tension spring	1	1	1	1	1	1	
12	24 1010 69	Breather assembly	1	1	1	1	1	1	
13	24 1310 88	Lever & sector complete	1	1	1	1	1	1	
14	01 1009 05	'O' ring	1	1	1	1	1	1	
15	24 1310 92	Bkt. reserse cable	1	1	1	1	1	1	
16	39 0426 06	pin - spring type straight	1	1	1	1	1	1	NI



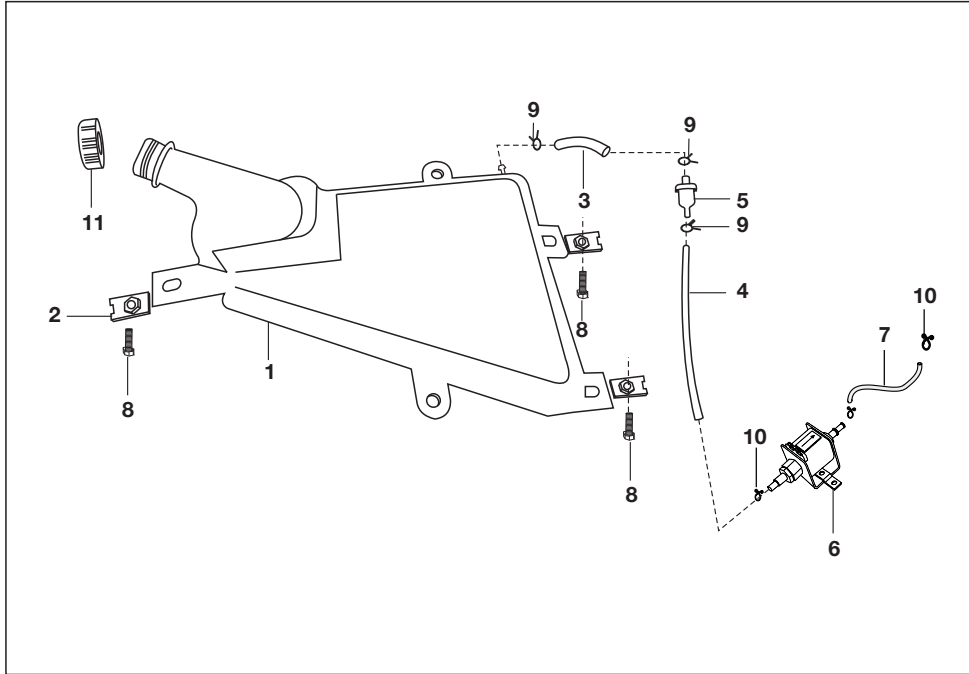
No.	Part No.	Description	Qty/Veh.-ES			Qty/Veh.-NES			Remarks
			24	AG	AS	24	AG	AS	
0	AA 1017 43	Assembly faremeter complete	1	1	1	1	1	1	NS
1	39 1587 21	'O' ring	1	1	1	1	1	1	
2	AA 1310 25	Fare meter housing assly	1	1	1	1	1	1	
3	24 1310 07	Plastic bush	1	1	1	1	1	1	
4	24 1310 08	Plug	1	1	1	1	1	1	
5	03 1701 09	Pin	1	1	1	1	1	1	
6	AA 1017 50	Pinion fare meter	1	1	1	1	1	1	
6b	24 1310 03	Wire	1	1	1	1	1	1	
7	24 1302 09	Fare meter gear	1	1	1	1	1	1	
8	AA 1017 42	Bush	1	1	1	1	1	1	
9	23 1613 05	Grease nipple	1	1	1	1	1	1	
10	39 0062 04	Hexagon hd screw-m6	1	1	1	1	1	1	
11	39 0292 15	Hex nut	1	1	1	1	1	1	
12	KA Da05 12	Hex bolt flange type	3	3	3	3	3	3	
13	AA 1310 04	Gasket	1	1	1	1	1	1	
14	AA 2510 01	Fare meter cable comp.	1	--	--	1	1	1	
15	AA 2510 03	Inner cable (fare meter)	1	--	--	1	1	1	
16	AA 1017 47	Seal rubber-faremeter	1	1	1	1	1	1	NI
17	22 2501 32	Cable assembly-electric:-white	1	1	1	1	1	1	NI



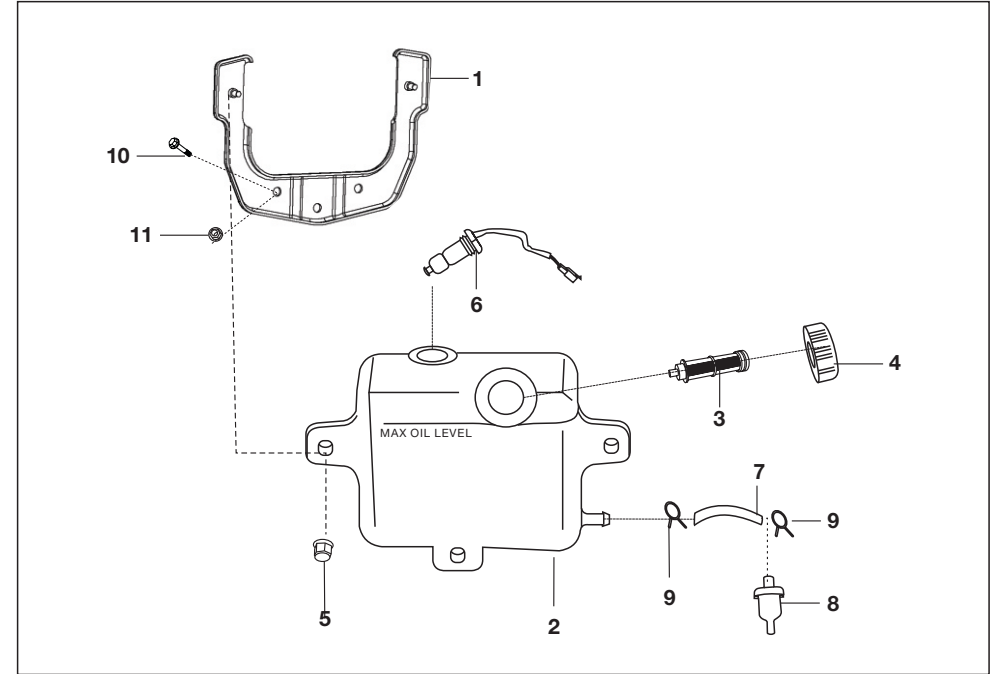
No.	Part No.	Description	Qty/Veh.-ES			Qty/Veh.-NES			Remarks
			24	AG	AS	24	AG	AS	
1	AA 1411 49	Fuel tank assly comp. side filling	1	--	-	1	-	-	
2	24 1612 97	Clip nut	3	--	-	3	--	-	
3	24 1411 38	Fuel pipe tank to cock (blue)	1	--	-	1	--	-	
4	24 1411 39	Fuel pipe tank to cock (gray)	1	--	-	1	--	-	
5	24 1411 40	Fuel tube cock to filter	1	--	-	1	--	-	
6	24 1411 50	Cap fuel tank	1	--	-	1	--	-	alt-DZ141076
6a	CS 1410 05	Washer Cap fuel tank	1	-	-	1	-	-	NI
7	24 1411 41	Fuel tube filter to carbu.	1	--	-	1	--	-	
8	24 1216 52	Fuel filter	1	1	1	1	1	1	
9	24 1411 48	Fuel cock with cables	1	--	-	1	-	-	
10	33 1410 07	Clamp	5	5	5	5	5	5	
11	BA 1220 05	T joint	--	1	-	--	--	-	
12	39 1556 04	Bolts for fuel tank mtg.	1	1	1	1	1	1	
13	24 1411 30	Fuel cock assly.	1	--	-	1	-	-	
14	BA 1220 03	Fuel pipe clip	4	--	-	4	-	-	



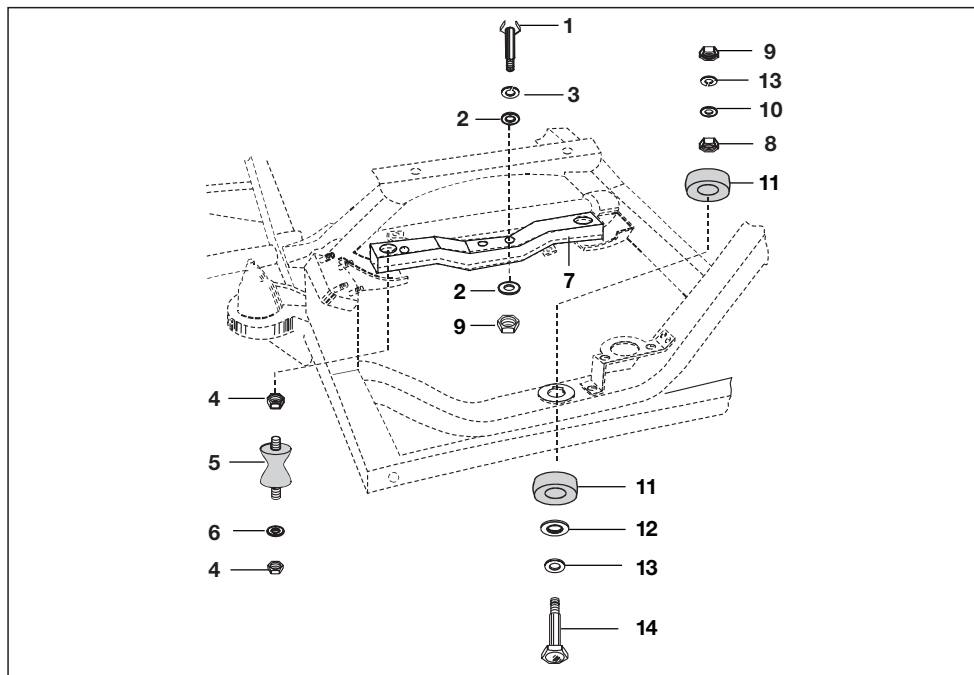
No.	Part No.	Description	Qty/Veh.-ES			Qty/Veh.-NES			Remarks
			24	AG	AS	24	AG	AS	
16	24 1411 32	Pulley tap side	1	--	-	1	-	-	
17	24 1411 33	Pulley knob side	1	--	-	1	-	-	
18	24 1411 36	Bracket fuel knob mounting	1	--	-	1	-	-	
19	24 1411 37	Knob fuel tap operation	1	--	-	1	-	-	
20	24 1411 34	Insert for knob mounting	2	--	-	2	-	-	
21	24 1411 35	Spacer for knob mounting	1	--	-	1	-	-	
22	39 1907 01	Screw truss cross M5	1	--	-	1	-	-	
23	39 0921 01	Screw pan cross M4	1	--	-	1	-	-	
24	24 1911 36	Cable fuel cock operating gray	1	--	-	1	-	-	
25	24 1911 37	Cable fuel cock operating Black	1	--	-	1	-	-	
26	24 1411 52	Assy pipe fuel with filter	1	-	-	1	-	-	NI
27	39 1673 04	Flange bolt	2	2	-	2	2	-	
28	39 0798 15	Flange nut	2	--	-	2	--	-	NS
29	AA 1611 55	Bracket fuel cock mounting	1	--	-	1	-	-	



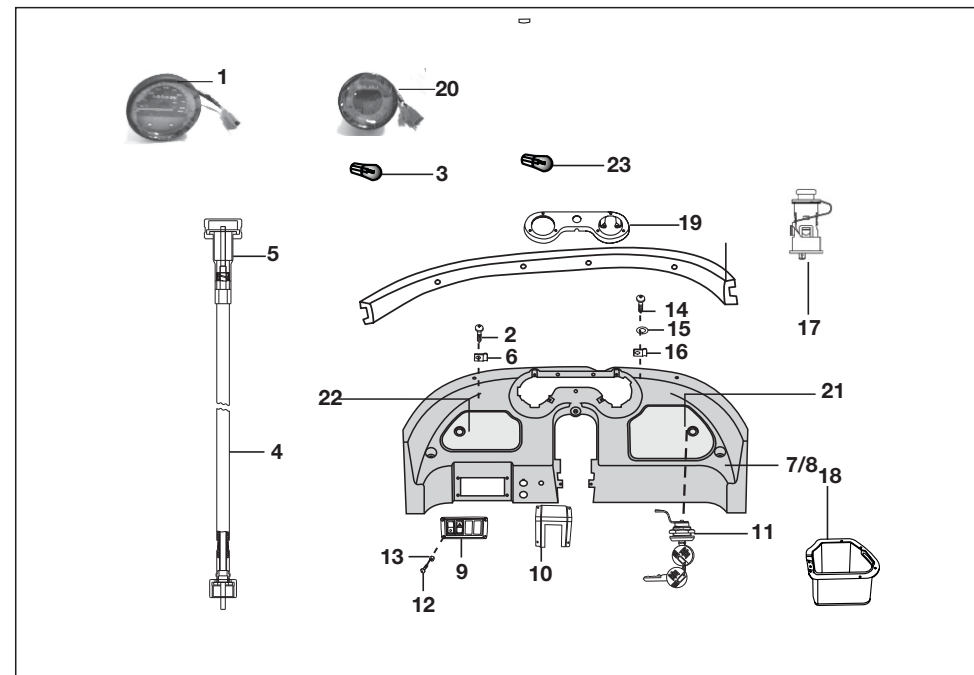
No.	Part No.	Description	Qty/Veh.-ES			Qty/Veh.-NES			Remarks
			24	AG	AS	24	AG	AS	
1	AF 1410 74	Assembly tank fuel limp home	--	1	1	--	1	1	
1	AF 1410 75	Tank fuel limp home 3 ltr	--	1	1	--	1	1	
2	24 1612 97	Clip nut	3	3	3	3	3	3	
3	AM 1410 04	Fuel tube tank to filter	--	1	1	--	1	1	
4	24 1411 25	Fuel tube filter to solenoid	--	1	1	--	1	1	
5	24 1216 52	Fuel filter	1	1	1	1	1	1	
6	RA 4026 01	Petrol solenoid	--	1	1	--	1	1	
6a	24 1216 56	assy Petrol solenoid	--	1	--	--	1	--	
7	24 1411 26	Fuel pipe solenoid to carb.	--	1	1	--	1	1	
8	39 1556 04	Bolt hex head flanged	3	3	3	3	3	3	
9	33 1410 07	Clamp	3	3	3	3	3	3	
10	33 1410 08	Clamp	--	3	3	--	3	3	
11	CS 1410 06	Cap fuel tank- 3 LTR TANK	--	1	1	--	1	1	
12	24 1613 24	Bkt Fuel cock mounting	--	--	1	--	1	--	



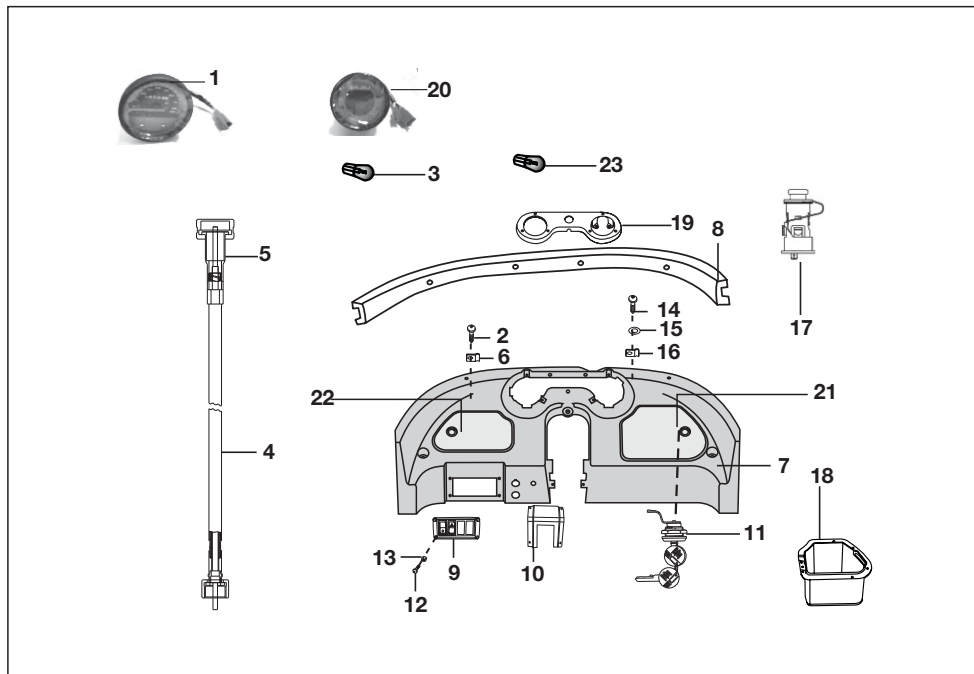
No.	Part No.	Description	Qty/Veh.-ES			Qty/Veh.-NES			Remarks
			24	AG	AS	24	AG	AS	
1	AP 1610 55	Bkt. oil tank mounting	1	1	1	1	1	1	
2	AP 1410 12	Tank oil	1	1	1	1	1	1	
3	AP 1210 43	Strainer oil	1	1	1	1	1	1	
4	AP 1410 08	Cap tank oil	1	1	1	1	1	1	
5	39 1704 15	Domed cap nut	2	2	2	2	2	2	
6	AP 2010 06	Switch oilk to sensor	1	1	1	1	1	1	
7	24 1411 44	Tube oil - oil tank to filter	1	1	1	1	1	1	
7a	24 1411 24	Tube oil (tan filter)	--	1	1	--	--	--	
8	24 1411 20	Fuel filter	1	1	1	1	1	1	
9	33 1410 08	Clamp	3	3	3	3	3	3	
10	39 1556 04	Hex head bolt flange M8	3	3	3	3	3	3	
11	39 2383 15	Hex nut flange M8	3	3	3	3	3	3	



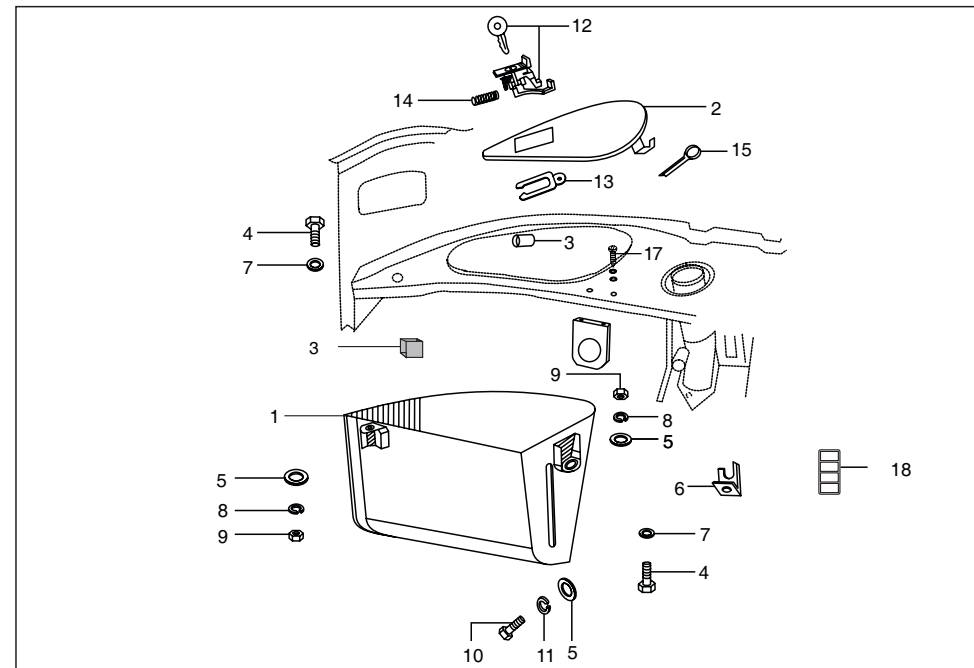
No.	Part No.	Description	Qty/Veh.-ES			Qty/Veh.-NES			Remarks
			24	AG	AS	24	AG	AS	
1	39 0462 04	Bolt for fixing engine to cross member	2	2	2	--	2	2	
2	39 0200 11	Plain washer	4	4	4	4	4	4	NS
3	39 0265 12	Spring washer	2	2	2	2	2	2	NS
4	59 1500 12	Nut	4	4	4	4	4	4	
5	24 1609 13	Engine foundation block	2	2	2	2	2	2	
6	39 1829 12	Spring washer	4	4	4	4	4	4	
7	24 1614 94	Cross member assly comp.	1	--	--	1	--	--	
7a	24 1614 95	assy cross member with damper	--	1	1	--	1	1	
8	39 0956 15	Hexagon nut - M8 x 1.25	2	2	2	2	2	2	
9	39 0294 15	Nut	2	2	2	2	2	2	NS
10	39 0248 11	Plain washer	2	2	2	2	2	2	
11	24 1609 24	Rubber plug	2	2	2	2	2	2	
12	21 1604 17	Reinforcement plate	2	2	2	2	2	2	
13	39 0251 11	Plain washer	1	1	1	1	1	1	NS
14	24 16 1003	Bolt for fixing eng. to chassis	1	1	1	1	1	1	



No.	Part No.	Description	Qty/Veh.-ES			Qty/Veh.-NES			Remarks
			24	AG	AS	24	AG	AS	
1	AP 1910 01	Speedometer complete	1	1	1	--	--	--	
2	39 1523 01	Screw	3	3	3	--	--	--	NS
3	CM 2010 54	Lamp 12V 3W	4	4	4	--	--	--	
4	AP 1910 15	Speedo cable	1	1	1	--	--	--	
5	AP 1910 21	Speedo cable inner	1	1	1	--	--	--	
6	CE 1810 15	Clip Nut	15	15	15	--	--	--	NS
7	24 1613 67	Dashboard assly plastic	--	1	1	--	--	--	
8	24 1615 02	Dashboard assly plastic	1	--	--	--	--	--	
9	24 1613 73	Switch cover	1	--	--	--	--	--	
9a	24 1614 92	Switch cover	--	1	1	--	--	--	
10	24 1613 71	Cover middle portion	1	1	1	--	--	--	
11	24 1613 87	bracket for control cables	1	1	1	--	--	--	NI
12	39 0663 01	Slot ch head screw	--	--	--	4	4	4	
13	39 0291 15	Hexagon nut	4	4	4	4	4	4	



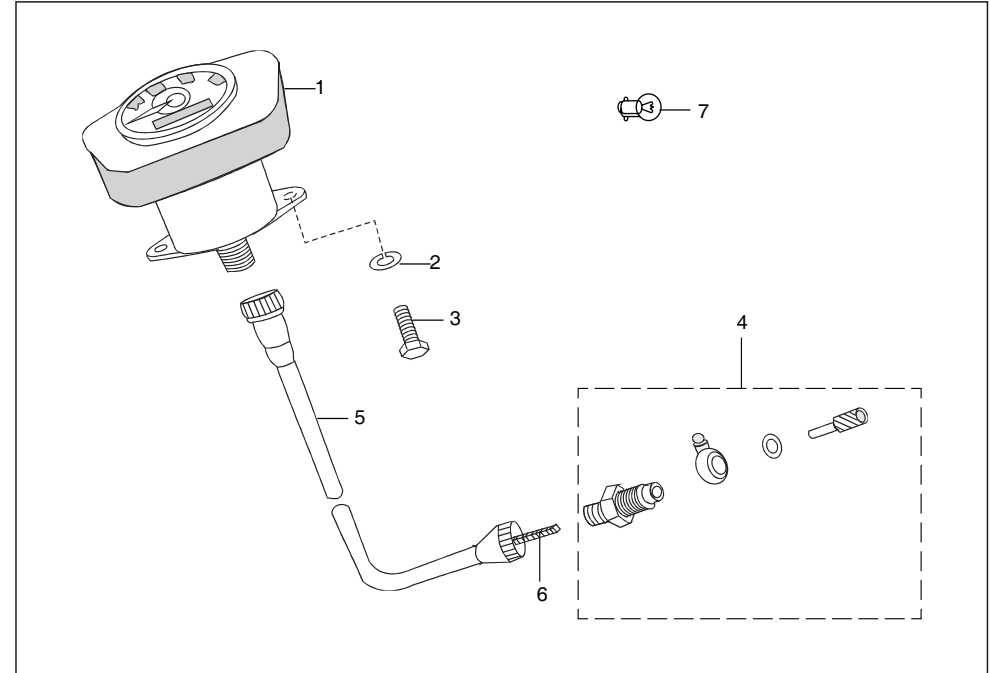
No.	Part No.	Description	Qty/Veh.-ES			Qty/Veh.-NES			Remarks	
			24	AG	AS	24	AG	AS		
14	59 010 005	screw round head mushroom	9	9	9	-	-	-	NS	
15	39 0242 11	Plain washer	26	26	26	-	26	26		
16	35 1610 60	Clip nut	8	8	8	-	-	-		
17	AL 2011 00	Mobile charger	1	1	1	-	-	-		
18	24 1613 68	Tool box right side	1	1	1	-	-	-		
19	24 1911 41	Speedo & indicatr Cover Assy	1	--	-	-	-	-		
19a	24 1911 43	Speedo & ind Cover Assy(cng)	1	--	-	-	-	-		
20	24 2013 99	Tale tell Indicator assembly	1	--	--	-	-	-		
20a	AT 4024 02	Indicator assembly RH	--	1	1	-	-	-		
20b	AU 4024 01	Indicator assembly LH	--	1	-	-	-	-		
21	AL 1615 03	Toolbox Lid Right Side (plastic)	1	1	1	-	-	-		
22	AL 1615 02	Toolbox Lid Left Side (plastic)	1	1	1	-	-	-		
23	DL 1910 20	Lamp 12V 3W	2	2	2	-	-	-		NI
24	AP 1910 03	lamp holder assembly	1	1	1	-	-	-		
25	24 2301 98	Pad - Rubber Support	2	2	2	-	-	-		



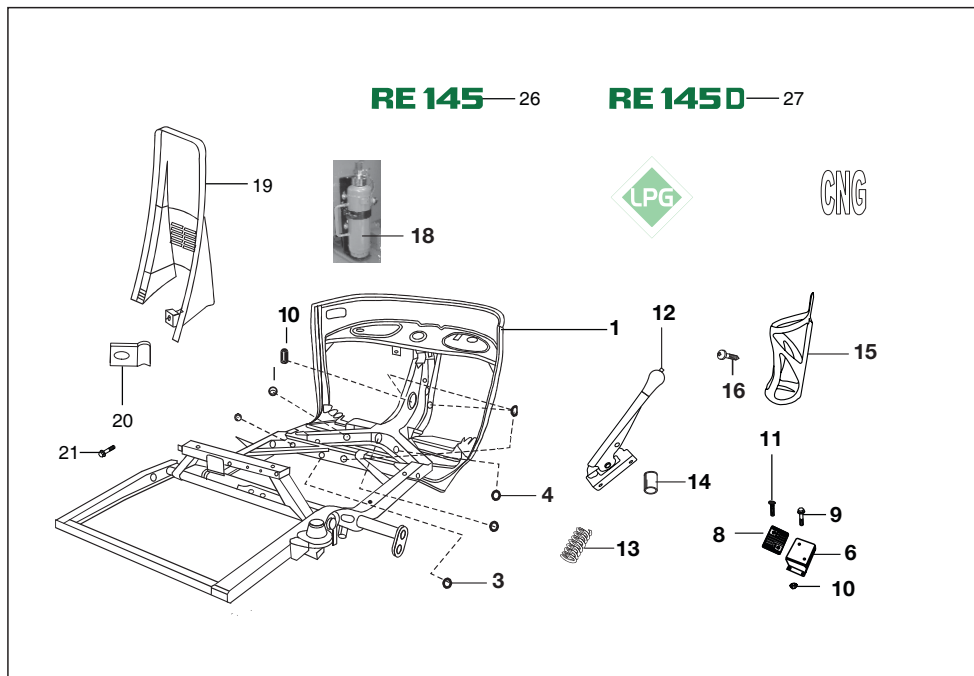
No.	Part No.	Description	Qty/Veh.-ES			Qty/Veh.-NES			Remarks
			24	AG	AS	24	AG	AS	
1	24 1615 05	Assembly toolbox	-	-	-	1	1	1	
2	22 1608 05	Tool box door assembly	--	--	--	1	1	1	
3	22 1611 93	Foam strip	4	4	4	4	4	4	
4	01 1605 09	Hexagon bolt	--	--	--	2	2	2	
5	39 0211 11	Plain washer	3	3	3	--	3	3	
6	24 1613 63	Bracket	--	--	--	1	1	1	
7	39 0197 11	Plain washer	--	--	--	2	2	2	
8	39 0262 12	Spring washer	--	--	--	2	2	2	
9	39 0291 15	Hexagon nut	--	--	--	2	2	2	
10	39 0062 04	Hexagon bolt	--	--	--	1	1	1	
11	39 0263 12	Spring washer	--	--	--	1	1	1	
12	22 1612 02	Tool box lock-plastic	--	--	--	1	1	1	
13	06 1607 12	Holding plate for lock	--	--	--	1	1	1	
14	06 1607 13	Spring for lock	--	--	--	1	1	1	
15	39 0156 08	Split pin	1	--	-	1	1	1	
16	39 1942 04	Flange bolt	--	--	--	2	2	2	
17	24 2013 03	Indicator light assy/lamp	-	-	-	1	-	-	
18	30 2010 84	Lamp :- 12V - 2W	-	-	-	3	-	-	NI



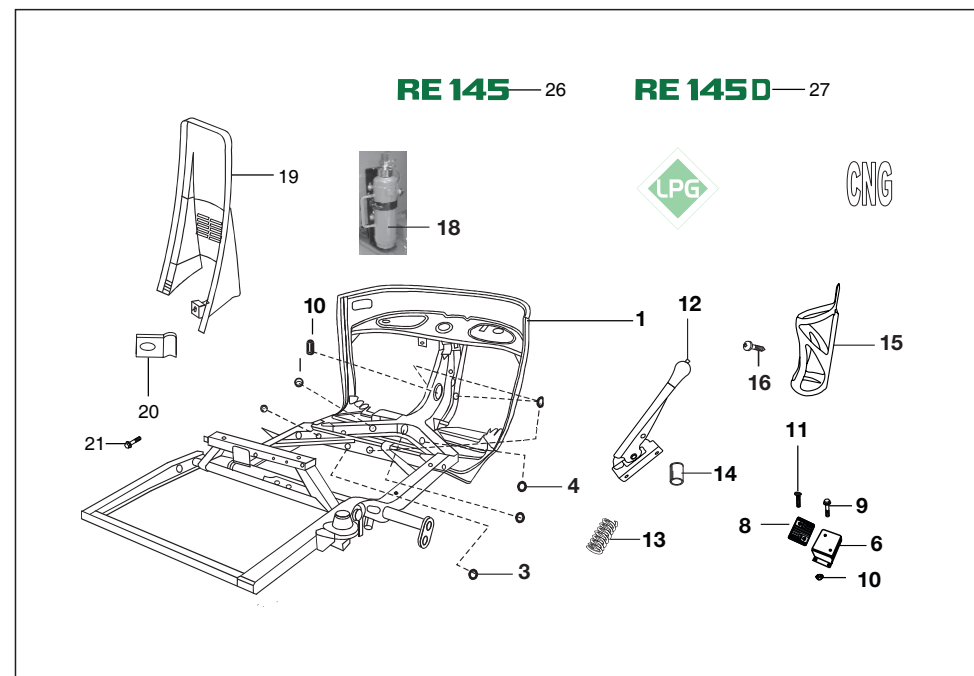
No.	Part No.	Description	Qty/Veh.-ES			Qty/Veh.-NES			Remarks
			24	AG	AS	24	AG	AS	



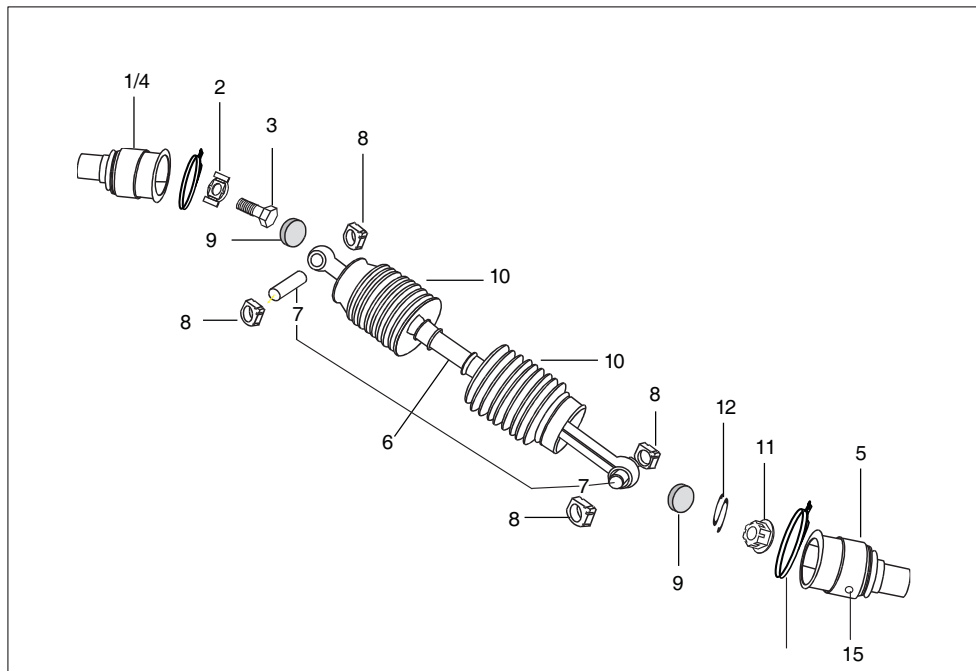
No.	Part No.	Description	Qty/Veh.-ES			Qty/Veh.-NES			Remarks
			24	AG	AS	24	AG	AS	
1	24 1911 08	Speedometer complete	-	-	-	1	--	-	
1	AS 1900 07	Speedometer complete	-	-	-	--	1	1	
2	39 0262 12	Spring washer	-	-	-	2	2	2	NS
3	39 1350 01	Hexagon screw	-	-	-	2	2	2	NS
4	05 1903 01	Speedometer drive complete	-	-	-	1	1	1	
5	22 1910 96	Speedometer cable complete	-	-	-	1	1	1	
6	22 1910 97	Speedometer cable inner	-	-	-	1	1	1	
7	30 2010 84	Lamp 12V 2w	-	-	-	1	--	--	
7	25 1910 54	Lamp 12V 2w	-	-	-	--	1	1	
8	22 2501 32	Cable assembly - electric : white	-	-	-	1	1	1	
9	05 1910 05	Support	-	-	-	1	1	1	
10	06 1910 61	Lubricator assembly	-	-	-	1	1	1	
11	05 1903 02	Gear assembly - nylon	-	-	-	1	1	1	
12	AS 2010 10	Assembly indicator cng	-	-	-	-	--	1	
13	AG 2010 26	Assembly indicator lpg	-	-	-	-	1	--	
14	AG 1910 06	Assembly speedo & indicator lpg	-	-	-	-	1	--	



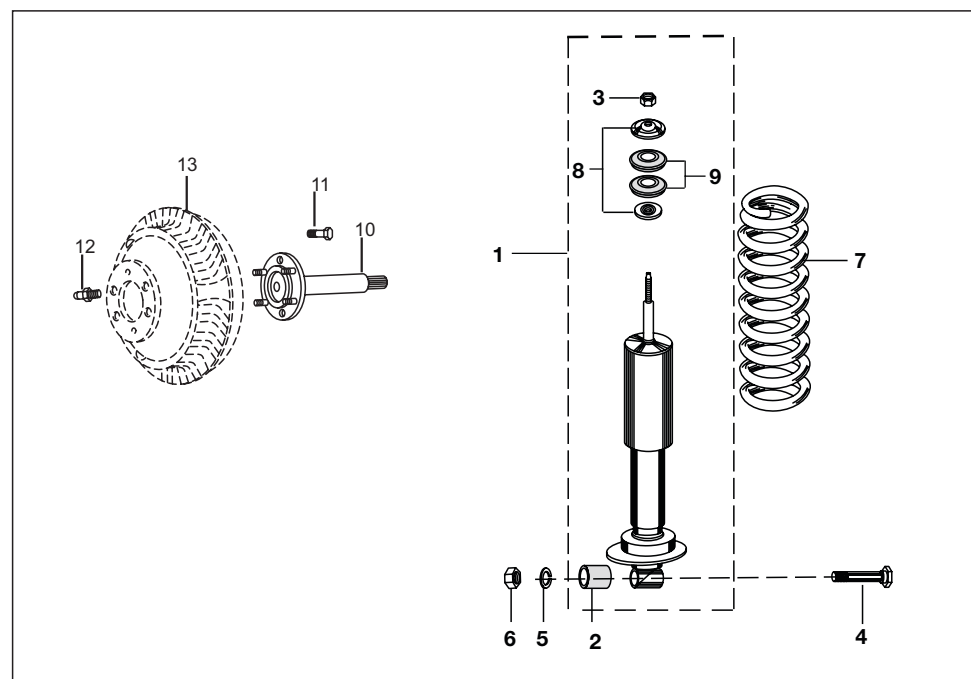
No.	Part No.	Description	Qty/Veh.-ES			Qty/Veh.-NES			Remarks
			24	AG	AS	24	AG	AS	
1	24 1615 08	Bare chassis complete	1	--	--	--	--	ED-52240602	
1a	24 1615 09	Bare chassis complete	--	1	1	--	--	ED-52240603	
1b	24 1614 27	Bare chassis complete	--	--	--	1	--	ED-52240583	
1c	24 1614 51	Bare chassis complete	--	--	--	1	1	ED-52240604	
2	39 2375 23	Grommet for mudguard	--	1	1	1	1		
3	39 2374 23	Grommet	2	2	2	2	2		
4	24 1902 24	Grommet	1	1	1	1	1		
5	24 1811 57	Lock set-145 petrol	--	--	--	1	--		
5a	AA 1810 31	Lock set-deluxe	1	1	1	--	--		
5b	24 1810 50	Lock set	1	--	--	--	--		
5c	24 1018 53	Lock set	--	1	1	--	--		
5d	24 1810 59	Lock set	--	--	--	1	--		
5e	24 1810 65	Lock Set52240554/58	--	--	--	--	1 1		
6	24 1613 90	Heel rest (brake)	1	1	1	1	1		
7	Bg 1130 00	Footrest Left	1	--	--	1	1		
8	AL 1511 68	Pad heel rest	1	1	1	1	1		



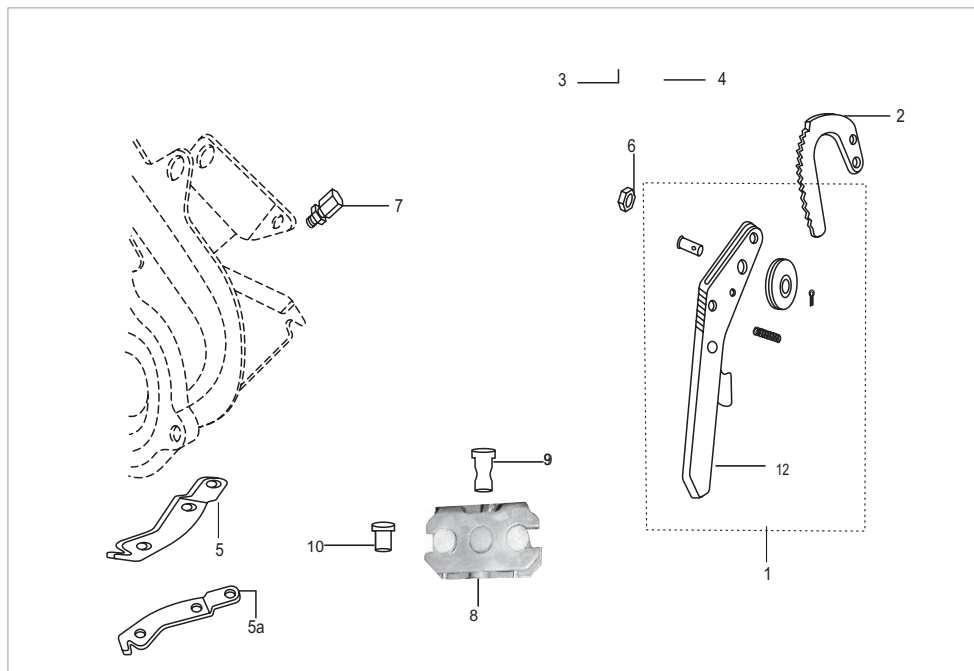
No.	Part No.	Description	Qty/Veh.-ES			Qty/Veh.-NES			Remarks
			24	AG	AS	24	AG	AS	
9	39 1773 04	Flange bolt	4	4	4	4	4		
10	39 2484 15	Flange nut	4	4	4	4	4		
11	19 1611 51	Rivet push	4	4	4	4	4		
12	24 1614 68	Reserve lever	1	1	1	1	1		
13	24 1911 44	Reserve spring	1	1	1	1	1		
14	AP 1610 35	Bush	1	1	1	1	1		
15	24 1614 46	Water bottle holder	1	1	1	--	--		
16	39 1076 01	Screw	2	2	2	--	--		
17	AA 1611 66	Matting front	--	1	1	--	--	NI	
18	AS 2200 01	Bracket for fire extinguisher	--	--	--	--	1 1		
19	24 1614 83	Cover assly. steering	1	1	1	1	1		
20	CB 1611 05	Clip nut	4	4	4	4	--		
21	39 1771 02	Screw M5x16	4	4	4	4	--		
22	24 2313 36	Packing for body	8	8	8	8	8		



No.	Part No.	Description	Qty/Veh.-ES			Qty/Veh.-NES			Remarks
			24	AG	AS	24	AG	AS	
1	AA 1017 21	Flange s.g hsg side	1	1	1	1	1	1	FR-22.5.2012
2	24 1710 14	Lock washer assembly	2	2	2	2	2	2	
3	39 0119 04	Bolt hexagoan with flange	2	2	2	2	2	2	
4	AA 1017 22	Flange assly (diff. gear side)	1	1	1	1	1	1	
5	AY 1412 02	Flange assly (wheel side)	2	2	2	2	2	2	
6	24 1018 29	Propeller shaft assembly with pin	2	2	2	2	2	2	FR-24.3.2012
6a	24 1018 30	Propeller shaft assembly	2	2	2	2	2	2	
7	24 1704 25	Pin for propeller shaft	4	4	4	4	4	4	
8	24 1710 68	Slider block	8	8	8	8	8	8	
9	BG 1412 53	Rubber buffer	4	4	4	4	4	4	
9	BG 1412 52	Rubber buffer	4	4	4	4	4	4	
10	24 1310 74	Rubber bellow	4	4	4	4	4	4	
11	39 1182 15	Nut	2	2	2	2	2	2	
12	24 1710 66	Spring clip	2	2	2	2	2	2	
13	BB 1310 40	Hose clamp	2	2	2	2	2	2	
14	36 AI00 01	kit slider block	1	1	1	1	1	1	
15	24 1310 98	nipple -grease	2	2	2	2	2	2	FOR-AY141202

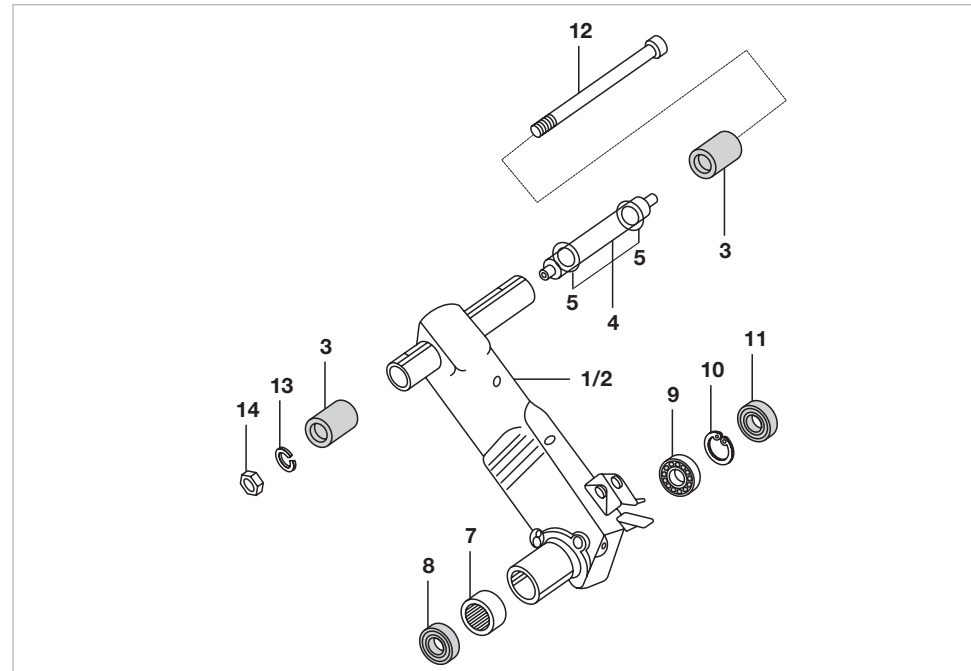


No.	Part No.	Description	Qty/Veh.-ES			Qty/Veh.-NES			Remarks
			24	AG	AS	24	AG	AS	
1	24 1710 94	Rear shock absorber	2	2	2	2	2	2	
2	24 1710 49	Mounting rubber with sleeve	2	2	2	2	2	2	
3	39 0467 15	Hexagon nut	2	2	2	2	2	2	
4	24 1705 07	Bolt for shock absorber	2	2	2	2	2	2	
5	39 1827 12	Spring washer	2	2	2	2	2	2	
6	39 0467 15	Nut	2	2	2	2	2	2	
7	24 1705 08	Rear suspension spring	2	2	2	-	-	-	
7a	BA 1710 05	Rear suspension spring	-	-	-	2	2	2	
8	24 1705 05	Cup washer top side	4	4	4	4	4	4	NS
9	24 1710 55	Rubber bush	4	4	4	-	-	-	
9a	AB 1710 13	Rubber bush	-	-	-	4	4	4	
10	24 1711 18	Rear axle assly.	2	2	2	2	2	2	
11	22 1704 34	Bolt for rear axle	4	4	4	4	4	4	
12	24 1710 75	Grease nipple	2	2	2	2	2	2	
13	22 1511 06	Brake drum rear	2	2	2	2	2	2	
14	22 1510 68	Tyre with tube	3	3	3	3	3	3	NI
15	21 1503 07	tyre :- 4.00 x 8"	4	4	4	4	4	4	NI
16	21 1503 06	Tube for tyre :- 4.00 X 8	1	1	1	1	1	1	NI
17	39 0956 15	Nut - hexagon :- m8 x 1.25	8	8	8	8	8	8	
18	KB Ca04 10	Screw csk cross	-	-	-	2	2	2	NI



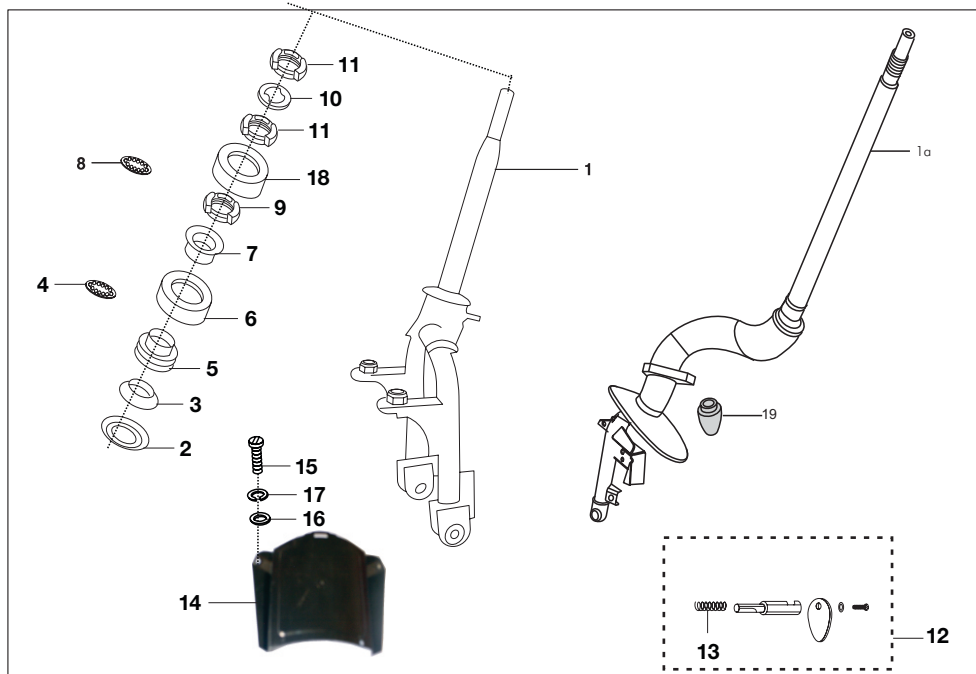
No.	Part No.	Description	Qty/Veh.-ES			Qty/Veh.-NES			Remarks
			24	AG	AS	24	AG	AS	
1	24 1510 61	Lever assly -hand brake control	1	1	1	1	1	1	
2	22 1505 07	Ratchet	1	1	1	1	1	1	
3	39 1828 12	Washer - Spring	2	2	2	2	2	2	
4	39 0694 15	Nut - Hexagon Lock	2	2	2	2	2	2	
5	24 1511 45	Hand brake lever LH	1	1	1	1	1	1	
6	24 1511 54	Hand brake lever RH	1	1	1	1	1	1	
7	24 1511 46	Pin pivot	1	1	1	1	1	1	
8	24 1510 67	Bracket rear cable guide	1	1	1	1	1	1	
9	24 1510 68	Pin rear cable guide	1	1	1	1	1	1	
10	24 1510 69	Spacer	1	1	1	1	1	1	
11	24 1512 38	Nut Special For Hb Cable	1	1	1	1	1	1	
12	24 1614 68	Lever Assembly Reverse	1	1	1	1	1	1	
13	24 2014 21	Reverse Switch & Cable Assy.	1	1	1	1	1	1	
14	Al 1511 04	lever - control :- hand brake	1	1	1	1	1	1	
15	DJ 2011 09	Switch Fr. Br. Micro switch	1	1	1	1	1	1	
16	39 0855 17	Circlip :- E-type	1	1	1	1	1	1	NS
17	AN 1910 17	Handle - Reverse Lever	1	1	1	1	1	1	
18	39 1027 02	Screw -cross Recessed	1	1	1	1	1	1	NS
19	24 1911 44	Spring Tension For Reverse	1	1	1	1	1	1	

24 - PETROL  
AG - LPG  
AS - CNG

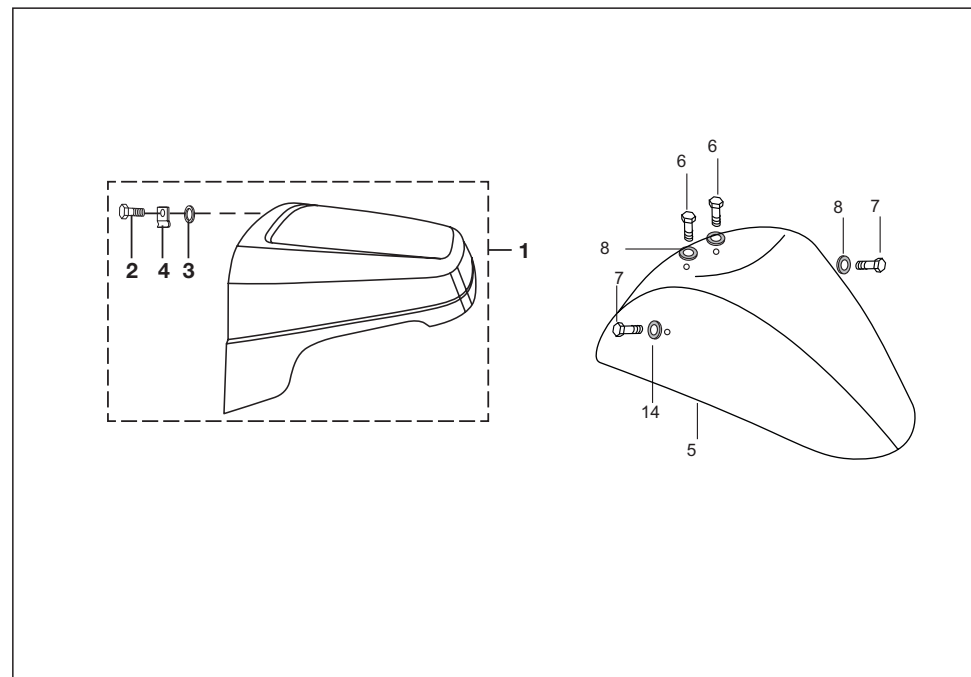


No.	Part No.	Description	Qty/Veh.-ES			Qty/Veh.-NES			Remarks
			24	AG	AS	24	AG	AS	
1	24 1711 20	Trailing arm assembly LH	1	1	1	1	1	1	
2	24 1711 21	Trailing arm assembly RH	1	1	1	1	1	1	
3	AA 1710 06	Silent bush	4	4	4	4	4	4	
4	AA 1710 22	Distance piece assly	2	2	2	2	2	2	
5	AA 1710 24	spacer ring	4	4	4	4	4	4	NS
7	59 2000 12	Needle bearing	1	1	1	1	1	1	
8	22 1710 07	Oil seal	2	2	2	2	2	2	
9	01 1003 42	Bearing	2	2	2	2	2	2	
10	39 0342 17	Circlip	2	2	2	2	2	2	
11	24 1710 24	Oil seal	2	2	2	2	2	2	
12	AA 1710 11	Pivot pin assembly	2	2	2	2	2	2	
13	39 0269 12	Spring washer	2	2	2	2	2	2	
14	KC Ha14 17	Nut	2	2	2	2	2	2	

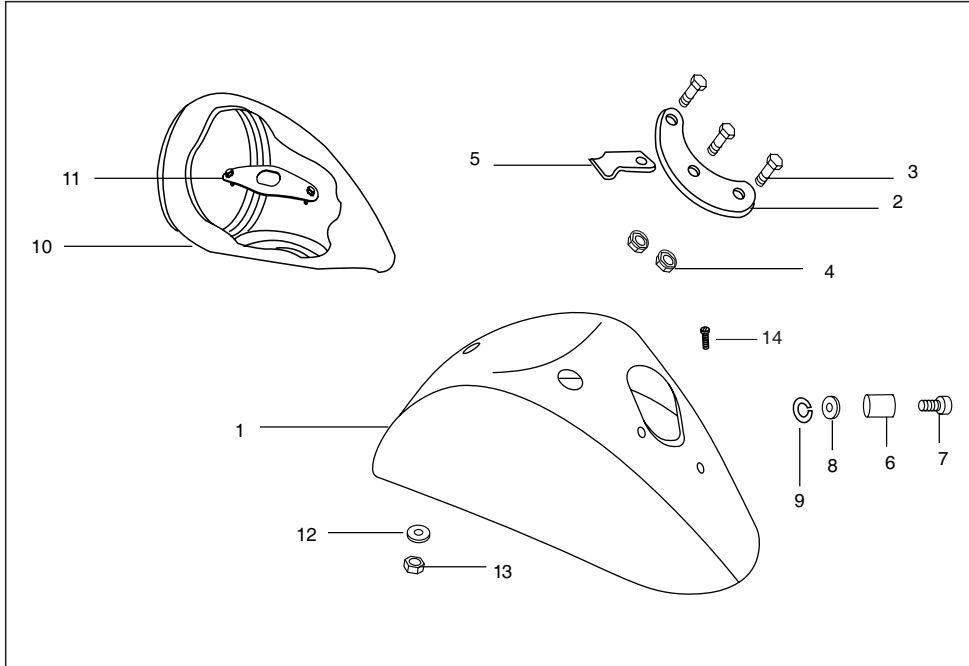
24 - PETROL  
AG - LPG  
AS - CNG



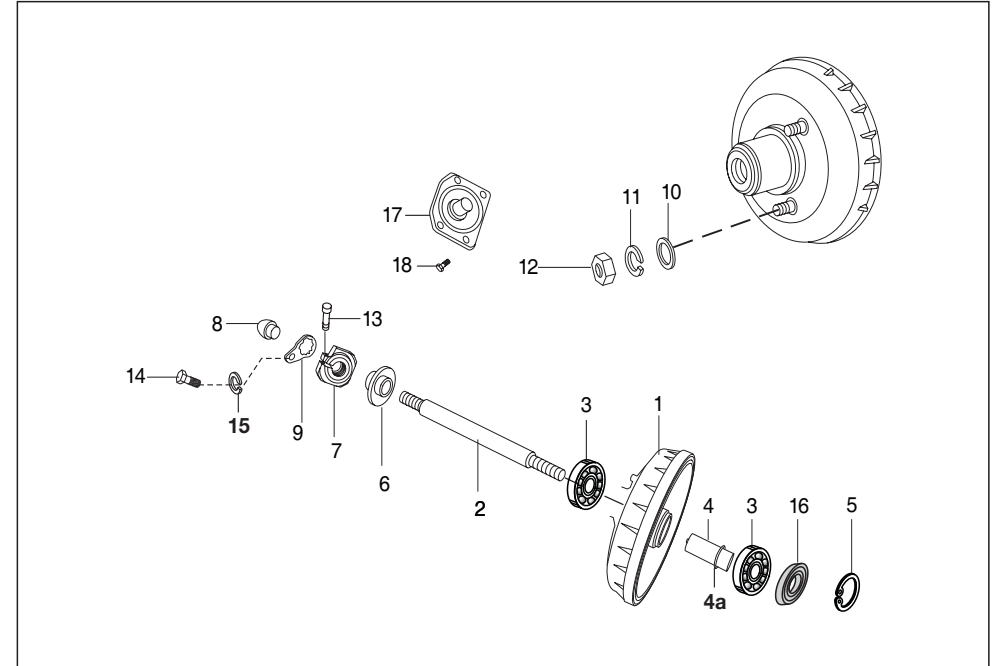
No.	Part No.	Description	Qty/Veh.-ES			Qty/Veh.-NES			Remarks
			24	AG	AS	24	AG	AS	
1	AP 1810 17	Fork assembly	1	1	1	-	-	-	
1a	24 1810 43	Steering column assembly	--	--	--	1	1	1	
2	24 1810 34	Dust cover bottom	--	--	--	1	1	1	
2b	BH 1510 07	Cover dust lower	1	1	1	-	-	-	
3	AB 1810 11	Bearing race lower inner	--	--	--	1	1	1	
3a	AA 1810 22	bearing race lower	1	1	1	-	-	-	
4	AB 1810 12	Balls with cage	1	1	1	1	1	1	
5	AB 1810 33	Bearing race lower outer	1	1	1	1	1	1	
6	24 1810 33	Dust cover top	1	--	--	-	-	-	
6a	BH 1510 08	Cover dust top fl	1	1	1	1	-	--	
7	24 1810 46	Bearing race upper inner	1	1	1	1	1	1	
8	AB 1810 17	Steel ball with cage upper	1	1	1	1	1	1	
9	AB 1810 19	Bearing race upper outer	1	1	1	1	1	1	
10	AB 1810 20	Spacer washer bearing	1	1	1	1	1	1	
11	24 1810 47	Lock ring nut	2	2	2	2	2	2	
12	24 1810 32	Steering lock with key	1	1	1	1	1	1	
13	06 1803 03	steering lock spring	1	1	1	1	1	1	
14	BG 2310 02	Mud flap	--	1	1	--	--	--	
15	39 0071 04	Screw	2	2	2	2	2	2	
16	39 1765 11	Plain washer	2	2	2	-	-	-	
17	39 1830 12	Spring washer	2	2	2	-	-	-	
18	24 1614 43	Dust Cover	1	1	1	1	--	--	
19	22 1810 44	Buffer rubber	--	--	-	1	1	1	NS



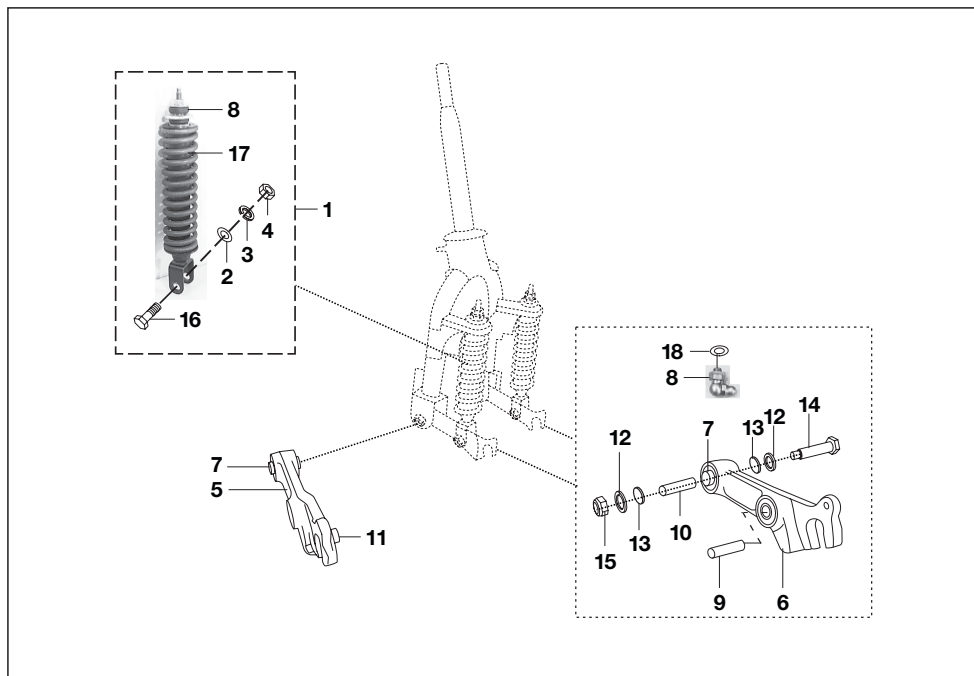
No.	Part No.	Description	Qty/Veh.-ES			Qty/Veh.-NES			Remarks
			24	AG	AS	24	AG	AS	
1	AP 1610 38	Front mudguard	1	1	1	-	-	-	upto 14.9.11
2	39 0505 04	Hexagon head bolt	3	3	3	-	--	-	NS
3	39 0219 11	Plain washer	3	3	3	-	-	-	NS
4	05 1612 56	Clip nut-M6	3	3	3	-	-	-	NS
5	AP 2201 00	Mudguard sheet metal	1	1	1	-	-	-	upto 14.9.11
6	39 1955 04	Bolt - flanged :- small	2	2	2	-	--	-	NS
7	39 1944 04	Bolt - flanged	2	2	2	-	--	--	
8	39 1211 11	Washer - plain	4	4	4	-	-	-	
9	05 1910 27	Band for cables - plastic	1	1	1	-	-	-	
10	AF 1810 14	Flap rubber	1	1	1	-	-	-	



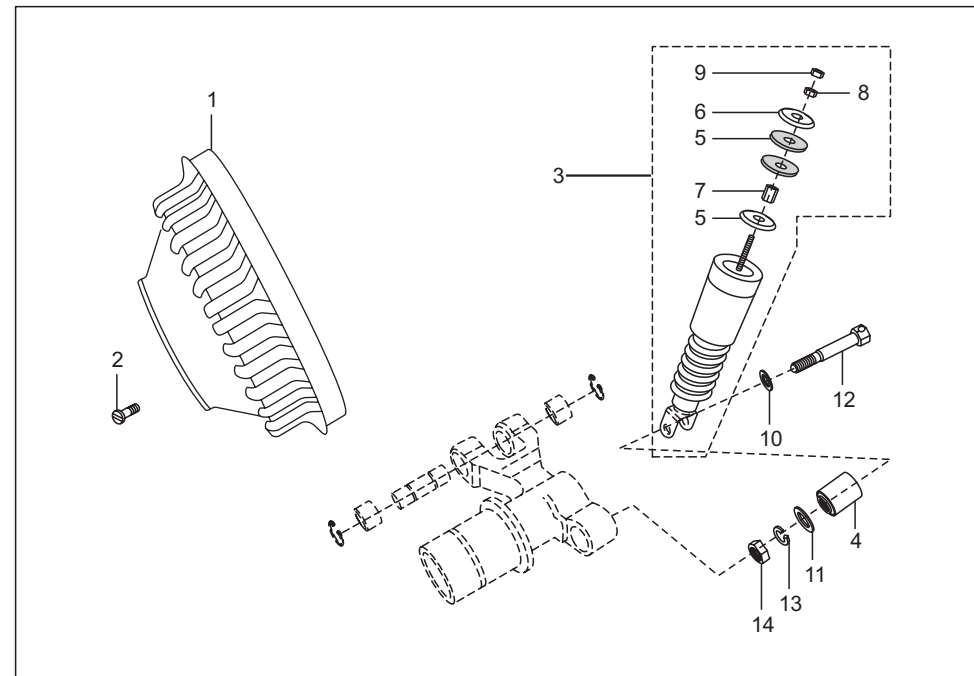
No.	Part No.	Description	Qty/Veh.-ES			Qty/Veh.-NES			Remarks
			24	AG	AS	24	AG	AS	
1	AB 1611 88	Front mudguard	--	--	--	1	1	1	Alt-52AB0098
2	AB 1611 82	Check plate front mudguard	--	--	--	1	1	1	
3	39 1856 04	Bolt hexagon head	--	--	--	3	3	3	NS
4	39 0817 15	Flange nut	--	--	--	3	3	3	
5	AB 1611 59	Clip	--	--	--	1	1	1	
6	24 1710 95	Spacer	--	--	--	2	2	2	NS
7	39 0412 04	Hexagon bolt	--	--	--	1	1	1	NS
8	39 1211 11	Plain washer	--	--	--	2	2	2	
9	39 0263 12	Spring washer	--	--	--	2	2	2	
10	AB 2010 65	Housing head light	--	--	--	1	1	1	
11	AB 1611 83	Check plate assly. H.L.hsg.	--	--	--	1	1	1	
12	39 019811	Plain washer	--	--	--	2	2	2	
13	39 1353 15	Nyloc nut	--	--	--	2	2	2	NS
14	39 0062 04	Screw - hexagon head :- M6	--	--	--	1	1	1	
15	DP 1612 61	Clamp for front fender	--	--	--	1	1	1	
16	DJ 1610 69	Nail - cable guide	--	--	--	1	1	1	
17	24 2301 85	Flap - mud	--	--	--	1	1	1	
18	24 1611 76	Strip for front mudguard flap	--	--	--	1	1	1	



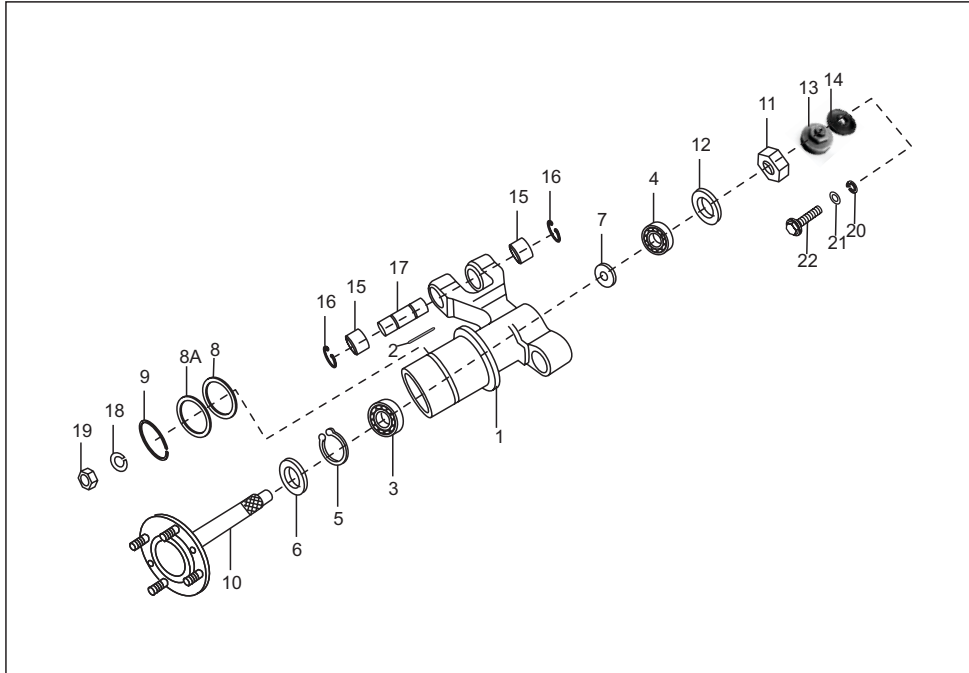
No.	Part No.	Description	Qty/Veh.-ES			Qty/Veh.-NES			Remarks
			24	AG	AS	24	AG	AS	
1	AP 1510 19	Fr. brake drum	1	1	1	--	--	--	
2	AP 1510 02	Front wheel axle	1	1	1	--	--	--	
3	39 2240 20	Ball bearing	2	2	2	--	--	--	
4	AP 1510 25	Distance piece assly	1	1	1	--	--	--	
4a	AI 1510 07	collar	1	1	1	--	--	--	
5	39 2464 17	Circlip	1	1	1	--	--	--	
6	BH 1316 00	Assembly spacer	1	1	1	--	--	--	
7	AL 1510 89	Special nut-M16	2	2	2	--	--	--	
8	AL 1510 11	Collar nut	2	2	2	--	--	--	
9	AL 1510 12	Locking clip	2	2	2	--	--	--	
10	39 0201 11	Plain washer	4	4	4	--	--	--	NS
11	39 1829 12	Spring washer	4	4	4	--	--	--	
12	39 0312 15	Hex nut.	4	4	4	--	--	--	NS
13	39 2038 04	Hex socket head bolt	2	2	2	--	--	--	
14	39 1079 01	Hex head screw	2	2	2	--	--	--	
15	39 0263 12	Spring washer	2	2	2	--	--	--	NS
16	39 1737 19	Oil seal	2	2	2	--	--	--	
17	AP 1510 31	Flange back plate	1	1	1	--	--	--	
18	39 2534 04	Bolt flange M8	4	4	4	--	--	--	
19	BH 1316 01	Spacer fl	1	1	1	--	--	--	



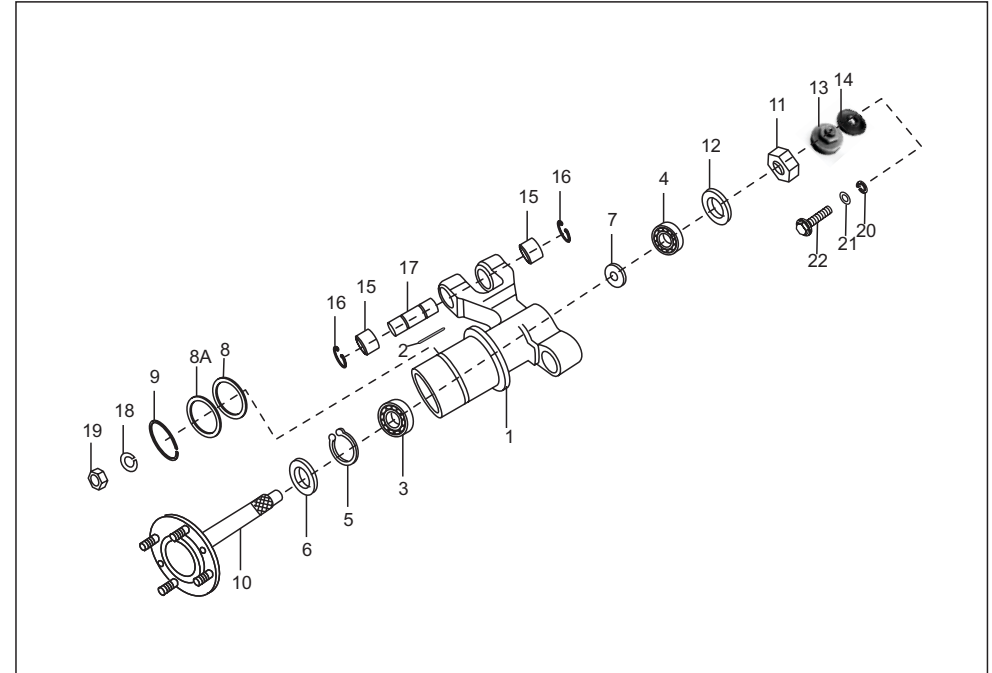
No.	Part No.	Description	Qty/Veh.-ES			Qty/Veh.-NES			Remarks
			24	AG	AS	24	AG	AS	
1	AL 1710 47	Front shock absorber	2	2	2	-	-	-	NS
2	39 1054 11	Plain washer	2	2	2	-	-	-	
3	39 0789 12	Spring washer	2	2	2	-	-	-	
4	39 0296 15	Hexagon nut	2	2	2	-	-	-	
5	AL 1710 91	Link assly. LH	1	1	1	-	-	-	
6	AL 1710 93	Link assly.RH	1	1	1	-	-	-	
7	AL 1710 95	Bearing sleeve-bush-igus	2	2	2	-	-	-	
8	AL 1710 67	Rubber bush	2	2	2	-	-	-	
9	AB 1710 16	Bush	2	2	2	-	-	-	
10	AL 1710 81	Bush link pivot (igus)	2	2	2	-	-	-	
11	AL 1710 58	Locking pin	2	2	2	-	-	-	
12	39 1564 21	"O" ring (igus)	4	4	4	-	-	-	
13	AL 1711 04	Cap link pivot (igus)	4	4	4	-	-	-	
14	AL 1710 51	Bolt for link pivot	2	2	2	-	-	-	
15	39 0939 15	Hex nyloc nut	2	2	2	-	-	-	
16	39 2516 04	Shoulder bolt	2	2	2	-	-	-	
17	AP 1710 01	Spring Fr. suspension	2	2	2	-	-	-	
18	39 0740 11	Washer (Non metaliic)	2	2	2	-	-	-	



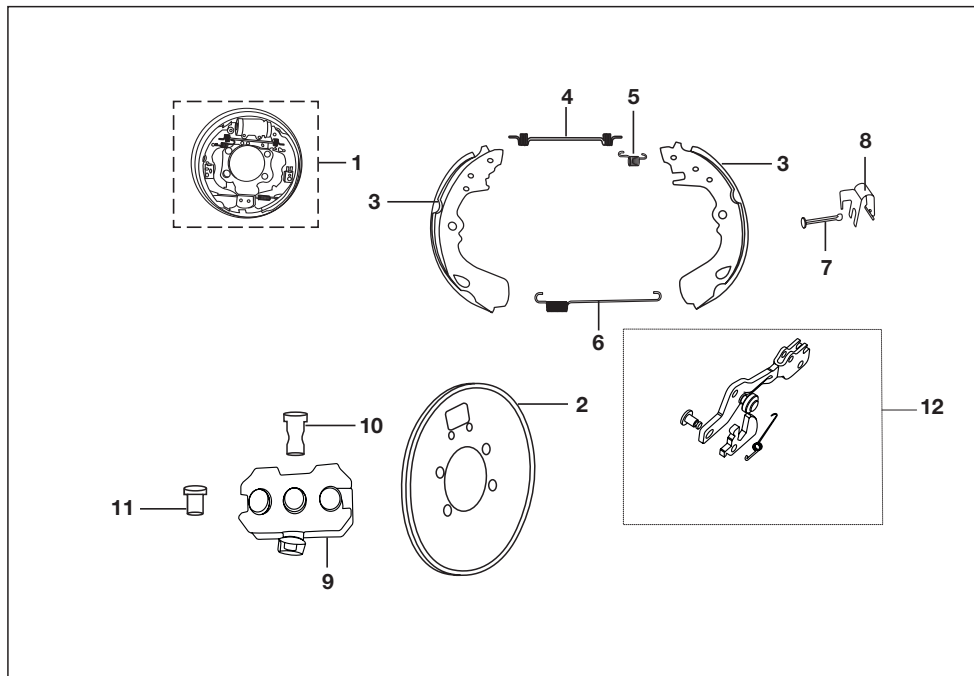
No.	Part No.	Description	Qty/Veh.-ES			Qty/Veh.-NES			Remarks
			24	AG	AS	24	AG	AS	
1	22 1511 06	Brake drum	--	--	--	1	1	1	NS
2	39 0001 01	Slot csk hd screw	--	--	--	2	2	2	
3	AB 1710 44	Front shock absorber	--	--	--	1	1	1	
4	AB 1710 16	Bush	--	--	--	1	1	1	
5	AB 1710 13	Top rubber bush	--	--	--	2	2	2	
6	AB 1710 14	Locating cup rubber bush	--	--	--	2	2	2	
7	AB 1710 15	Spacer nut spring cup	--	--	--	1	1	1	
8	39 0295 15	Hexagon nut	--	--	--	1	1	1	
9	39 0301 15	Hexagon nut	--	--	--	1	1	1	
10	39 0543 11	Plain washer	--	--	--	1	1	1	
11	39 1054 11	Plain washer	--	--	--	1	1	1	
12	AB 1710 31	Shoulder bolt	--	--	--	1	1	1	
13	39 0789 12	Washer spring	--	--	--	1	1	1	
14	39 0296 15	Hexagon nut	--	--	--	1	1	1	



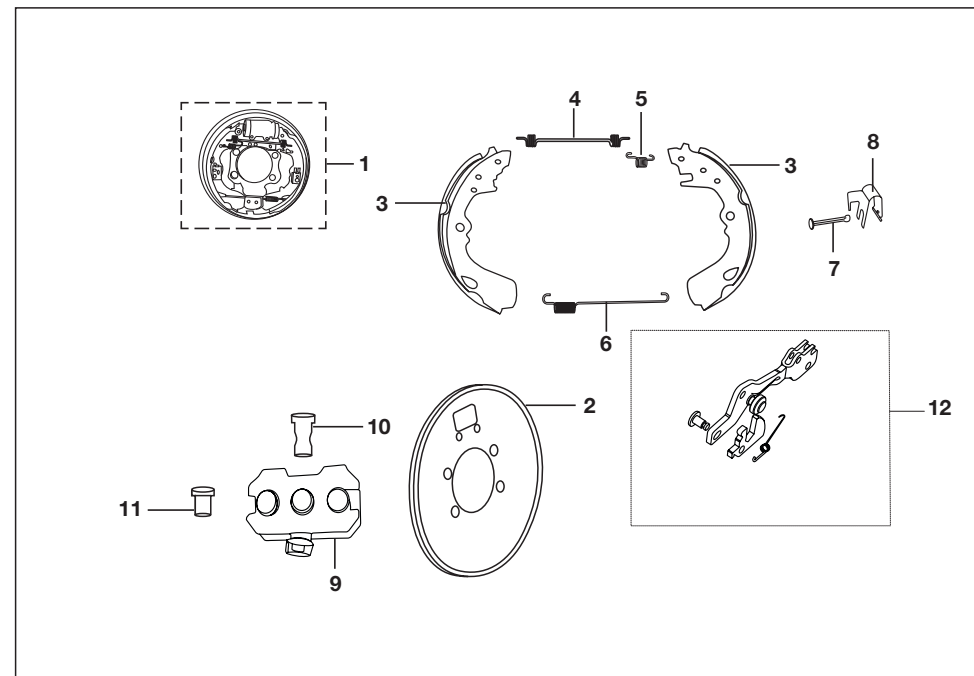
No.	Part No.	Description	Qty/Veh.-ES			Qty/Veh.-NES			Remarks
			24	AG	AS	24	AG	AS	
1	24 1711 36	Front wheel hub assly	--	--	--	1	1	1	
2	03 1701 09	Pin	--	--	--	1	1	1	
3	39 2550 20	Ball bearing	--	--	--	1	1	1	
4	39 2362 20	Bearing	--	--	--	1	1	1	
5	KE Bb47 17	CIRCLIP 47X17	--	--	--	1	1	1	
6	22 1701 15	Oil seal	--	--	--	1	1	1	NS
7	22 1701 18	Spacer	--	--	--	1	1	1	NS
8	AB 1710 32	Belleville washerl	--	--	--	1	1	1	
8a	AB 1710 33	Spacer -barke panel	--	--	--	1	1	1	
9	39 2444 17	External circlip	--	--	--	1	1	1	
	JB 1310 19	U NUT M12	--	--	--	1	1	1	
10	AB 1710 34	FR wheel axle assly	--	--	--	1	1	1	
11	AA 1510 49	Spacer	--	--	--	1	1	1	
12	22 1701 18	Spacer	--	--	--	1	1	1	
13	AB 1710 22	Grease cup nut	--	--	--	1	1	1	
14	AB 1710 23	Cap-FR wheel hub	--	--	--	1	1	1	
15	AB 1710 20	Needle bush	--	--	--	2	2	2	NS



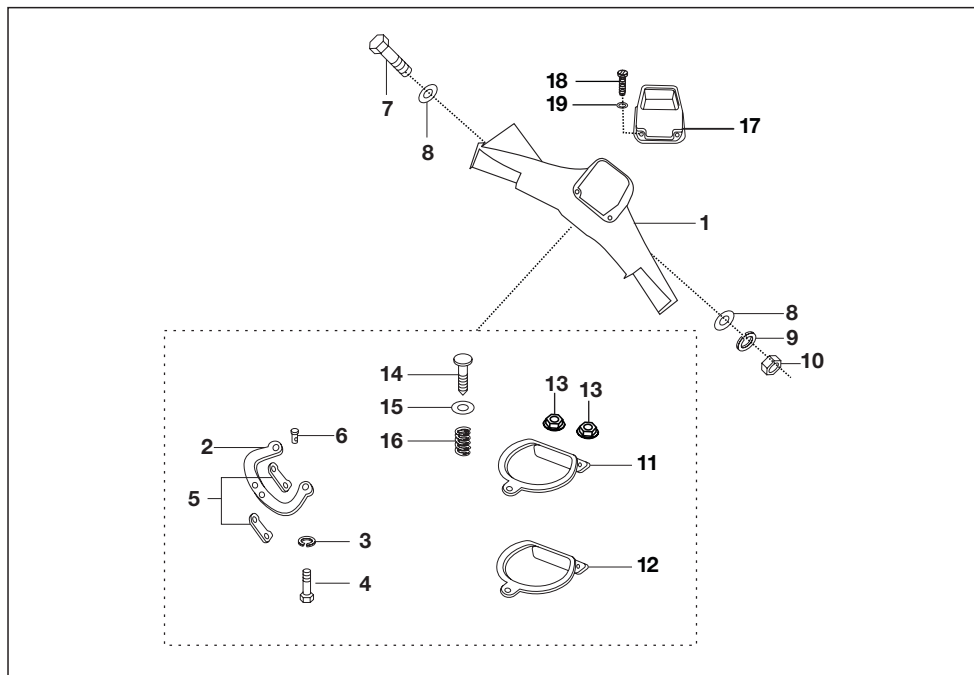
No.	Part No.	Description	Qty/Veh.-ES			Qty/Veh.-NES			Remarks
			24	AG	AS	24	AG	AS	
16	39 2357 17	Internal circlip	--	--	--	2	2	2	
17	24 1711 29	Pivot pin fr wh hub	--	--	--	1	1	1	
18	39 1828 12	Spring washer	--	--	--	4	4	4	
19	39 0694 15	Hex nut	--	--	--	4	4	4	
20	39 0261 12	Spring washer	--	--	--	1	1	1	NS
21	39 0842 11	Plain washer	--	--	--	1	1	1	NS
22	39 0840 01	Screw	--	--	--	1	1	1	NS
23	30 1011 85	Ring - o	--	--	--	1	1	1	
24	24 1711 38	Spacer	--	--	--	1	1	1	
25	Cl 1810 24	Nipple - grease	--	--	--	1	1	1	



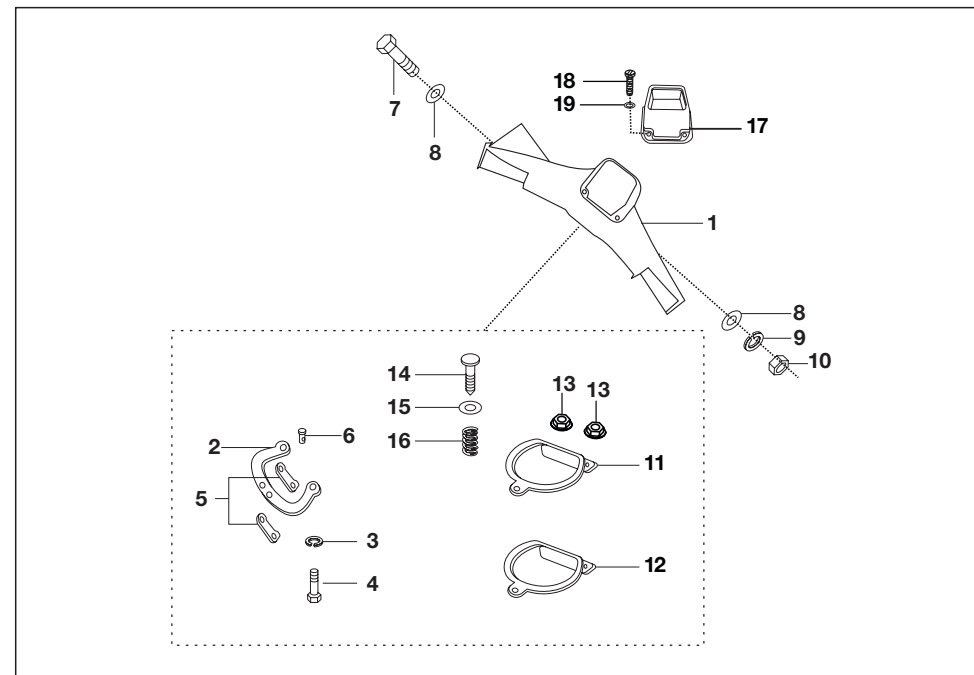
No.	Part No.	Description	Qty/Veh.-ES			Qty/Veh.-NES			Remarks
			24	AG	AS	24	AG	AS	
1	AP 1510 30	Panel assly. front	1	1	1	--	--	-	ALT-24151136
1	24 1512 59	Panel Assly Fr	-	-	-	1	1	1	
1a	24 1511 19	Panel assly LH	1	1	1	1	1	1	
1b	24 1511 20	Panel assly RH	1	1	1	1	1	1	
2	AP 1510 17	Back panel assly front	1	1	1	1	1	1	
2a	24 1511 74	Back plate assly. LH	1	1	1	1	1	1	
2b	24 1511 78	Back Plate assly. RH	1	1	1	1	1	1	
3	24 1511 71	Brake shoe assly.	3	3	3	3	3	3	
4	24 1511 33	Spring main	3	3	3	3	3	3	
5	24 1511 34	Spring strut LH holding	3	3	3	3	3	3	
5	24 1511 53	Spring - Strut Holding Rh	3	3	3	3	3	3	
6	24 1511 35	Spring shoe holding	3	3	3	3	3	3	
7	24 1511 37	Pin pivot shoe	6	6	6	6	6	6	
8	24 1511 38	Spring shoe clamping	6	6	6	6	6	6	
9	24 1510 67	Bracket rear cable guide	1	1	1	1	1	1	
10	24 1510 68	Pin rear cable guide	1	1	1	1	1	1	
11	24 1510 69	Spacer	1	1	1	1	1	1	



No.	Part No.	Description	Qty/Veh.-ES			Qty/Veh.-NES			Remarks
			24	AG	AS	24	AG	AS	
12	24 1511 69	Strut assembly front complete	1	1	1	1	1	1	N.I
12a	24 1511 76	Strut assembly LH complete	1	1	1	1	1	1	
12b	24 1511 80	Strut assembly RH complete	1	1	1	1	1	1	
13	24 1511 70	Ratchet kit (Fr. & LH)	1	1	1	1	1	1	
13a	24 1511 81	Ratchet kit (RH)	1	1	1	1	1	1	
14	24 1511 71	Brake shoe kit	1	1	1	1	1	1	
15	24 1511 72	Shoe clamp spring kit	1	1	1	1	1	1	
16	24 1511 73	Spring kit (common for front & LH)	1	1	1	1	1	1	
16a	24 1511 82	Spring kit RH	1	1	1	1	1	1	
17	24 1511 68	Auto adjuster assly front	1	1	1	1	1	1	
17a	24 1511 75	Auto adjuster assly rear LH	1	1	1	1	1	1	
17b	24 1511 79	Auto adjuster assly rear RH	1	1	1	1	1	1	

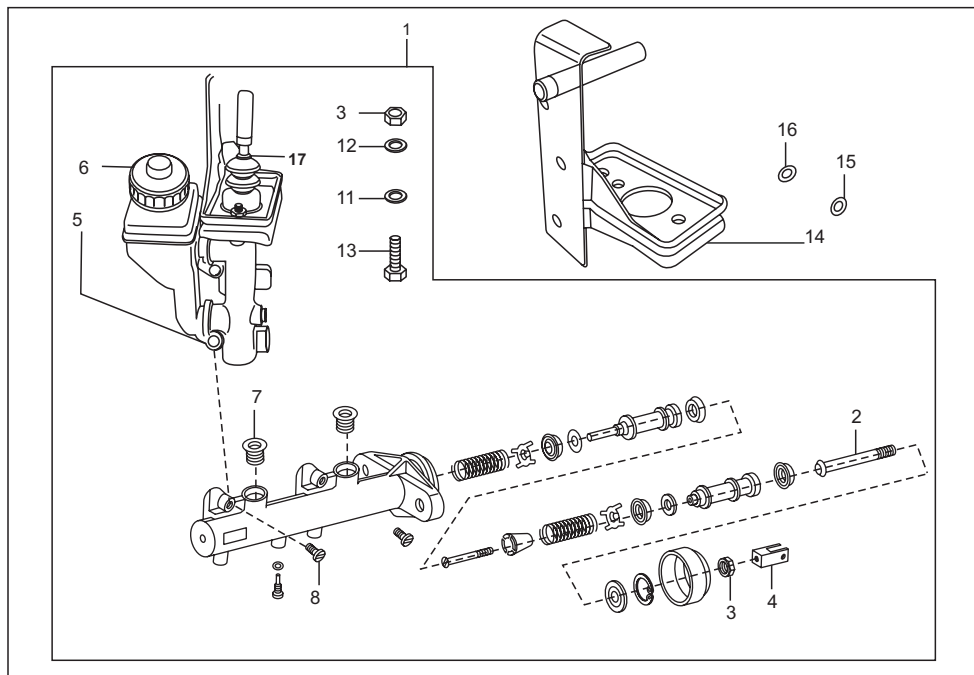


No.	Part No.	Description	Qty/Veh.-ES			Qty/Veh.-NES			Remarks
			24	AG	AS	24	AG	AS	
1	AP 1610 48	Handle bar body	1	1	1	1	1	1	
2	22 1810 58	Steering lock plate	1	1	1	1	1	1	
3	39 1830 12	Spring washer	2	2	2	2	2	2	
4	39 1379 04	Hex head screw	2	2	2	2	2	2	NS
5	21 1802 07	Lining -steering lock plate	2	2	2	2	2	2	NS
6	39 0192 10	Eyelet rivet	2	2	2	2	2	2	NS
7	39 1377 04	Hex. bolt with collar	1	1	1	1	1	1	
8	39 0201 11	Plain washer	2	2	2	2	2	2	NS
9	39 1829 12	Spring washer	1	1	1	1	1	1	
10	39 0296 15	Hex nut	1	1	1	1	1	1	
11	AB 1810 22	Lower plate assly	1	1	1	1	1	1	
12	24 1810 51	Upper plate assembly	1	1	1	1	1	1	
12a	AB 1810 23	Upper plate assembly	1	1	1	1	1	1	
13	39 2295 15	Flange nut	2	2	2	2	2	2	
14	21 1803 07	Knob	1	1	1	1	1	1	
15	39 0198 11	Plain washer	1	1	1	1	1	1	

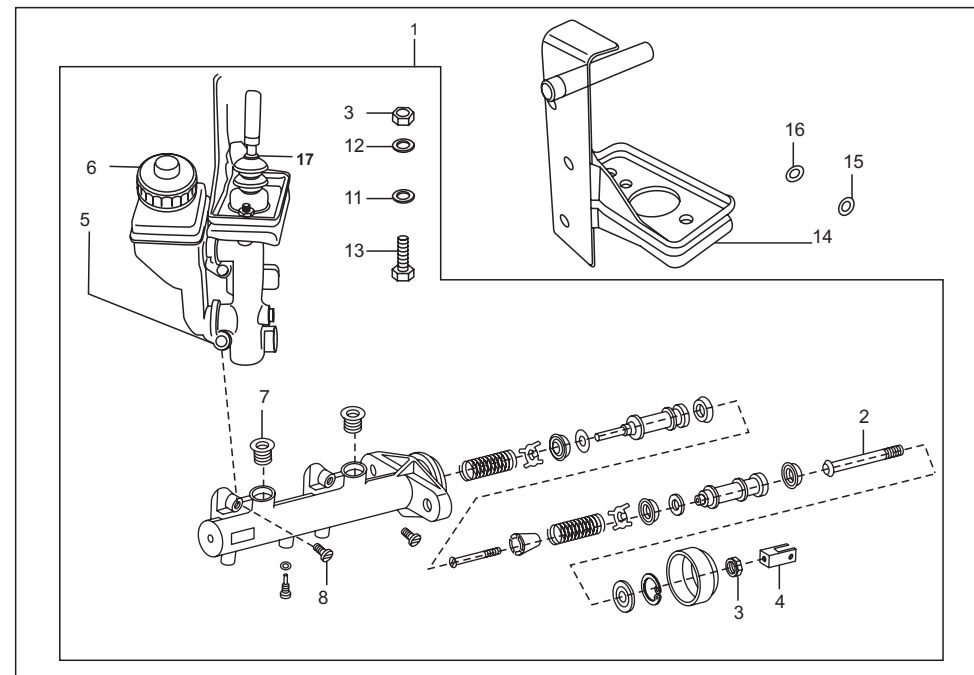


No.	Part No.	Description	Qty/Veh.-ES			Qty/Veh.-NES			Remarks
			24	AG	AS	24	AG	AS	
16	21 1803 08	Spring	1	1	1	1	1	1	NS
17	AP 1610 47	Handle bar top cover	1	1	1	-	-	-	
17a	AP 1810 09	Handle bar top cover	-	-	--	1	-	-	
17b	24 1810 39	cover handle bar	-	-	-	--	1	1	
18	KB UC04 10	Screw	3	3	3	3	3	3	

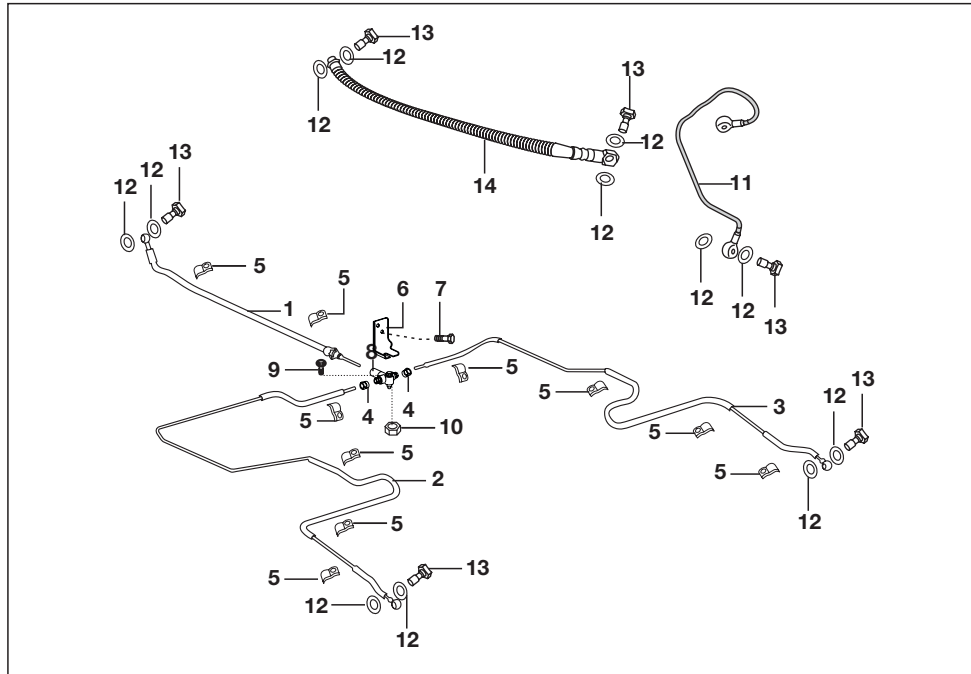




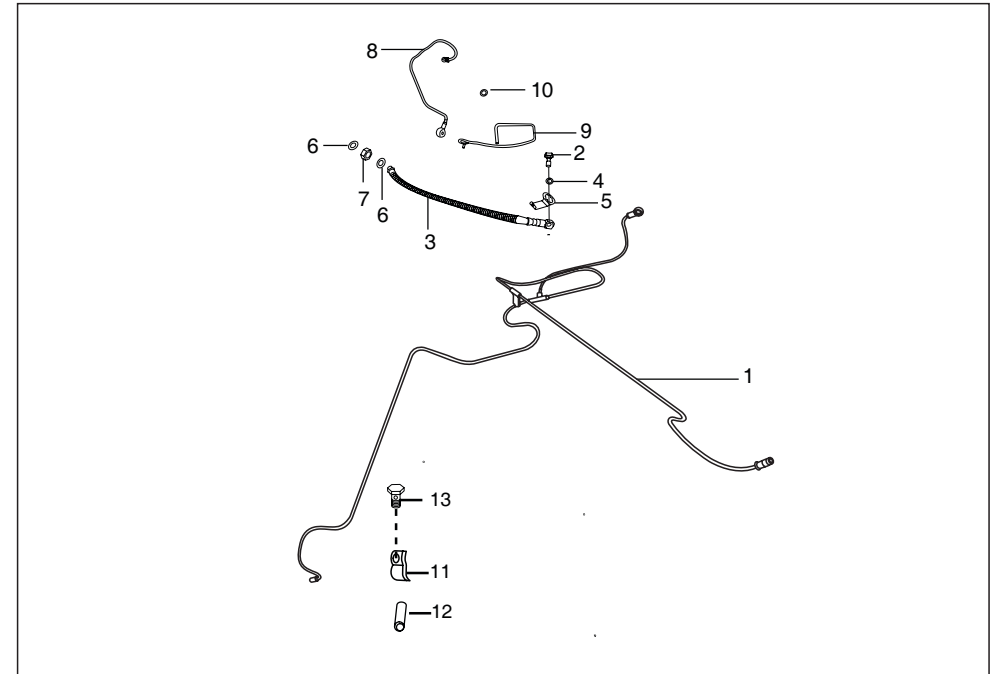
No.	Part No.	Description	Qty/Veh.-ES			Qty/Veh.-NES			Remarks
			24	AG	AS	24	AG	AS	
1	AB 1510 63	TMC comp with oil container	1	1	1	1	1	1	
1a	24 1511 55	TMC comp with oil container	1	1	1	1	1	1	NS
2	AB 1510 69	Push rod complete	1	1	1	1	1	1	
2a	24 1510 87	Push rod complete	1	1	1	1	1	1	
3	39 0294 15	Hexagon nut	3	3	3	1	1	1	NS
3a	24 1510 94	Hexagon nut	3	3	3	1	1	1	
4	AB 1510 07	Fork brake actuation	1	1	1	1	1	1	NS
4a	24 1510 90	Fork rod push	1	1	1	1	1	1	
5	AB 1511 04	Oil container with cap	1	1	1	1	1	1	NS
5a	AB 1510 54	Oil container with cap	1	1	1	1	1	1	
6	AB 1511 05	Cap br. oil reservoir	1	1	1	1	1	1	NS
6a	AB 1510 72	Cap br. oil reservoir	1	1	1	1	1	1	
7	AB 1510 71	Grommet oil reservoir	2	2	2	2	2	2	
8	39 0761 01	Screw pan cross	2	2	2	2	2	2	
8a	24 1510 93	Screw reservoir mtg.	2	2	2	2	2	2	
9	AB 1510 73	Major kit	1	1	1	1	1	1	
9a	24 1510 97	Major kit	1	1	1	1	1	1	
10	AB 1510 74	Minor kit	1	1	1	1	1	1	



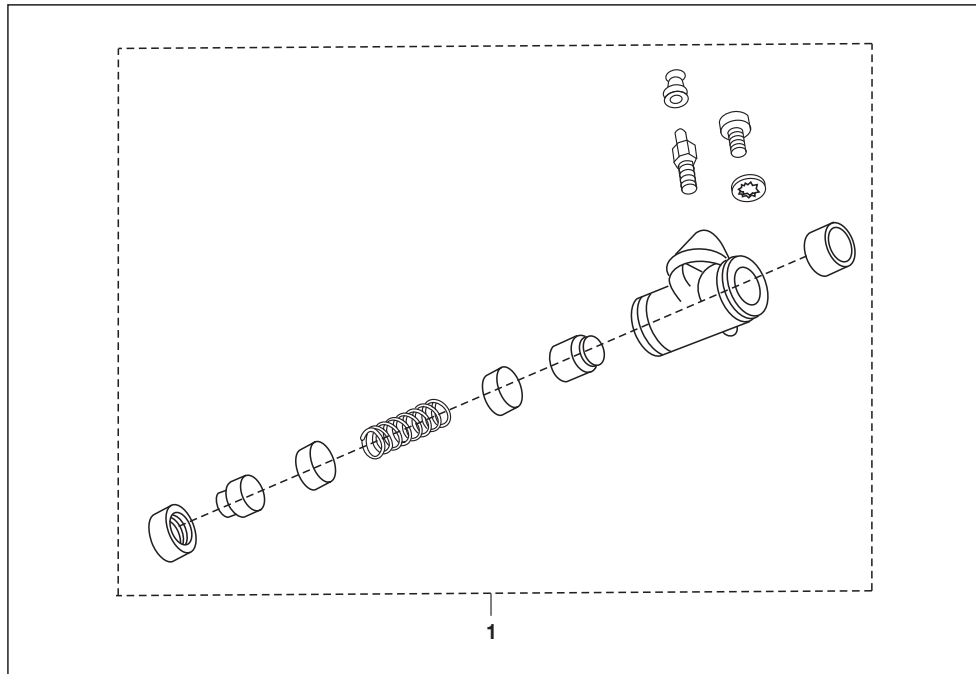
No.	Part No.	Description	Qty/Veh.-ES			Qty/Veh.-NES			Remarks
			24	AG	AS	24	AG	AS	
10a	24 1510 98	Minor kit	1	1	1	1	1	1	
11	39 1224 11	Plain washer	2	2	2	2	2	2	
12	39 1582 11	Plain washer	2	2	2	2	2	2	NS
13	39 1389 04	Hexagon bolt	2	2	2	2	2	2	
13a	24 1510 95	Hexagon bolt	2	2	2	2	2	2	NS
14	BA 1611 34	Bracket master cylinder mtg.	1	1	1	1	1	1	
15	39 0200 11	Plain washer	3	3	3	3	3	3	NS
16	39 0H265 12	Plain washer	3	3	3	3	3	3	NS
17	24 1510 79	Boot ring	1	1	1	1	1	1	
18	24 1510 92	Oil seal for supply port	2	2	2	2	2	2	



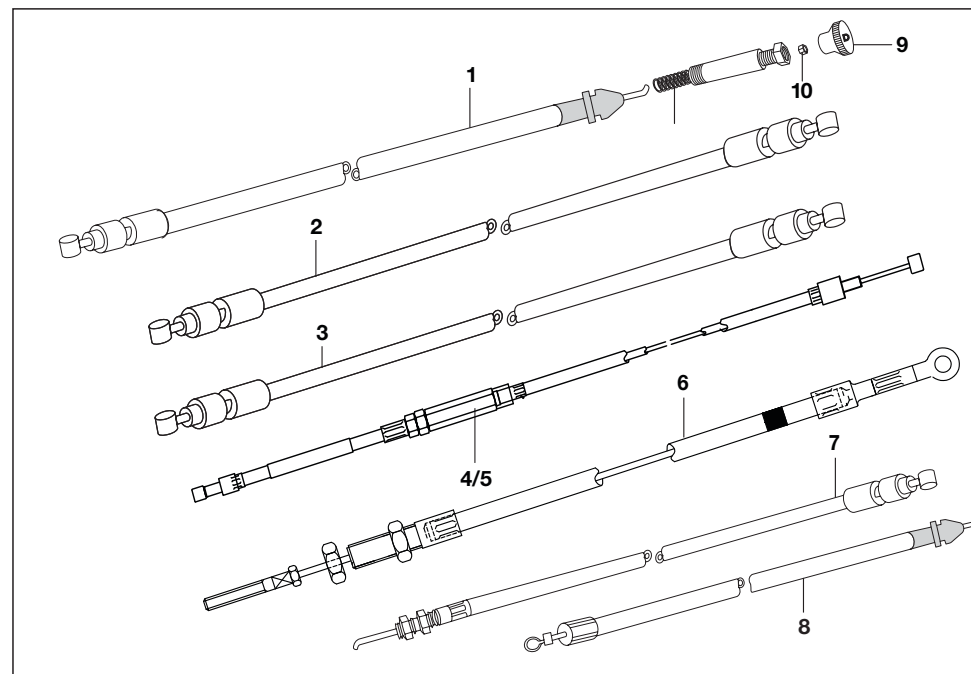
No.	Part No.	Description	Qty/Veh.-ES			Qty/Veh.-NES			Remarks
			24	AG	AS	24	AG	AS	
1	BG 1138 06	Brake pipe front	1	1	1	1	1	1	
2	24 1511 87	Brake pipe left	--	--	1	--	--	1	
2a	BG 1318 04	Brake pipe left	1	1	--	1	1	--	
3	BG 1318 05	Brake pipe right	1	1	1	1	1	1	
4	BG 1318 06	Connector brake pipe	1	1	1	1	1	1	NS
	24 1512 48	Hose flexible brake front	--	--	--	1	1	1	
5	BG 1138 04	Clamp brake pipe	10	10	10	10	10	10	
6	BG 1138 06	Bracket for 3 way connector	1	1	1	1	1	1	
7	39 1672 04	Flange Bolt	1	1	1	1	1	1	
8	AD 1510 21	Connector 3 way	1	1	1	1	1	1	
9	39 1074 04	Bolt flanged	1	1	1	1	1	1	
10	39 0798 15	Nut hex	1	1	1	1	1	1	NS
11	AB 1510 52	Pipe assly brake front	1	1	1	1	1	1	
12	21 1504 22	Copper washer	12	12	12	12	12	12	
13	AB 1510 49	Bolt banjo	6	6	6	6	6	6	
14	AB 1510 48	Flexible brake pipe front	1	1	1	1	1	1	



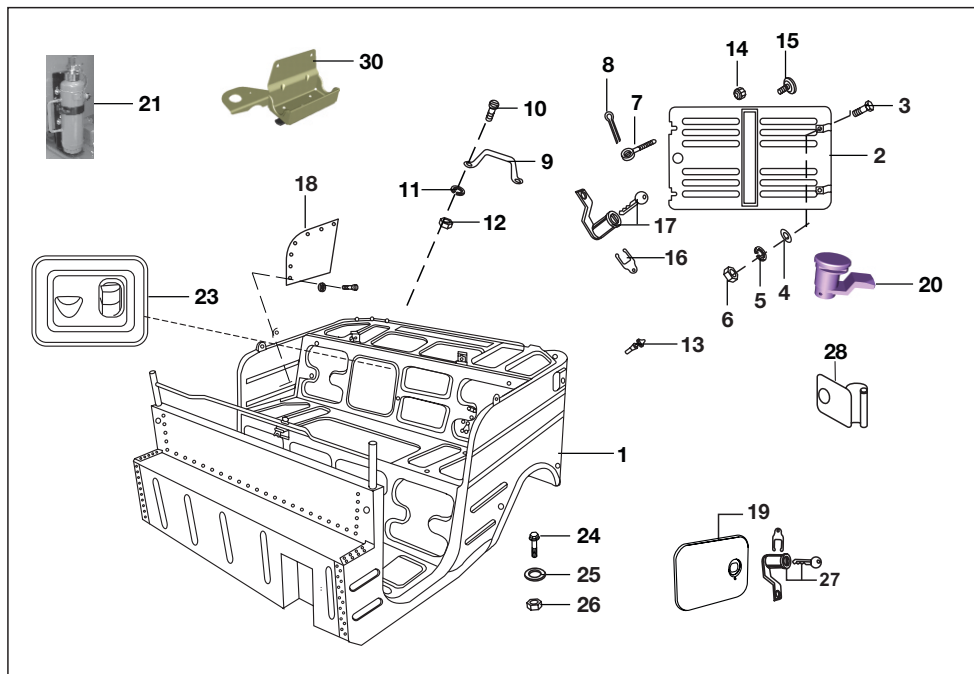
No.	Part No.	Description	Qty/Veh.-ES			Qty/Veh.-NES			Remarks
			24	AG	AS	24	AG	AS	
1	AA 1510 36	Single piece brake pipe	1	--	--	1	--	--	
1a	AF 1510 05	Single piece brake pipe	--	1	1	--	1	1	
2	21 1504 22	Packing	2	2	2	2	2	2	
3	AL 1511 86	HOSE BRAKE FR	1	1	1	--	--	--	
4	AB 1510 49	Banjo bolt	1	1	1	1	1	1	
5	AB 1510 51	Lock clip banjo bolt	1	1	1	1	1	1	NS
6	39 1663 11	Plain washer	2	2	2	2	2	2	
7	39 1753 15	Hexagon nut	1	1	1	1	1	1	
8	AB 1510 52	Brake pipe assly front	1	1	1	1	1	1	
9	AP 1510 32	Guide flexible hose	1	--	--	1	1	1	
10	21 1504 22	Packing	2	2	2	2	2	2	
11	24 1504 06	Clamp for sleeve	2	2	2	2	2	2	
12	24 1504 07	Sleeve	2	2	2	2	2	2	
13	22 1504 35	Hex bolt	2	2	2	2	2	2	
14	BG 1138 04	Clamp	8	8	8	8	8	8	NI



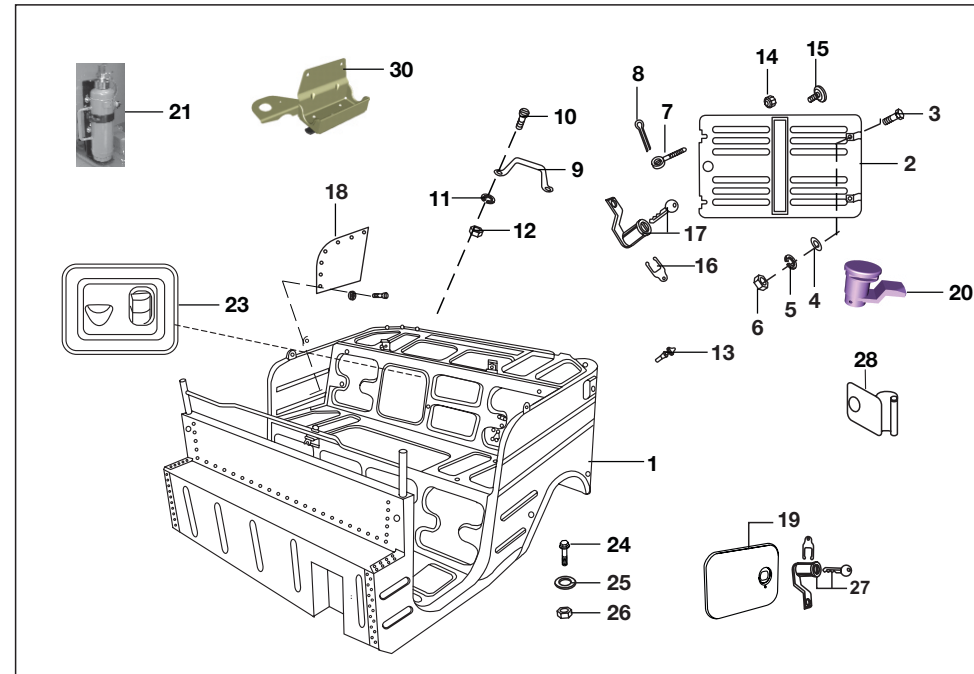
No.	Part No.	Description	Qty/Veh.-ES			Qty/Veh.-NES			Remarks
			24	AG	AS	24	AG	AS	
1	24 1511 64	Wheel cylinder rear	1	1	1	1	1	1	
1	24 1511 63	Wheel Cylinder assly. Front	1	1	1	1	1	1	
2	24 1511 13	Major kit	1	1	1	1	1	1	N.I
3	24 1511 14	Minor kit	1	1	1	1	1	1	N.I
4	24 1511 07	Major kit	1	1	1	1	1	1	N.I
5	24 1511 08	Minor kit	1	1	1	1	1	1	N.I



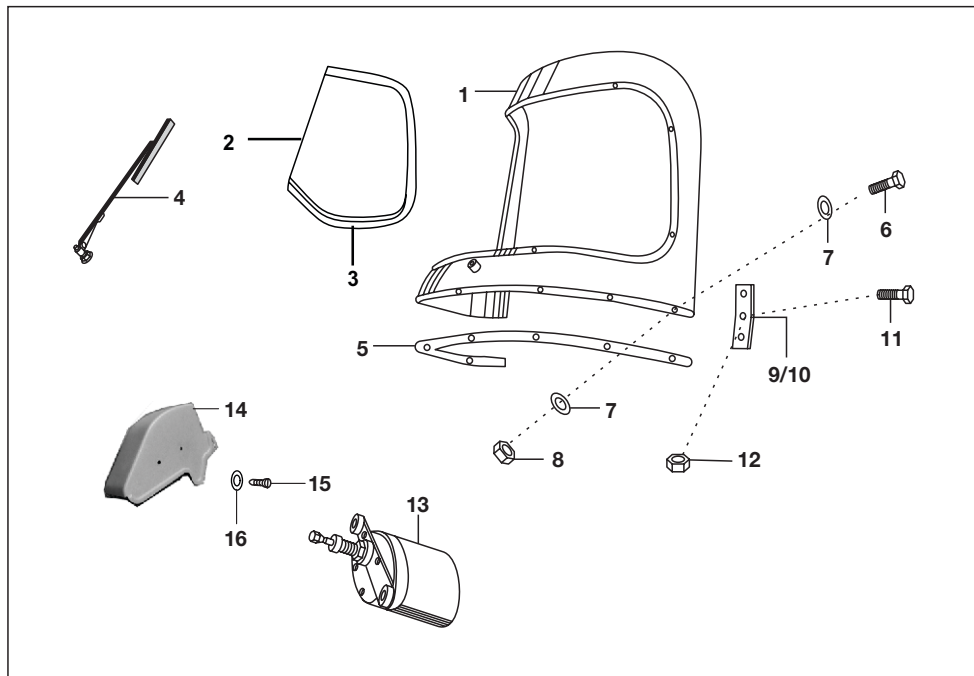
No.	Part No.	Description	Qty/Veh.-ES			Qty/Veh.-NES			Remarks
			24	AG	AS	24	AG	AS	
1	24 1911 40	Choke cable comp	1	1	1	-	-	-	
1a	24 1911 29	Choke cable comp	-	-	-	1	1	1	
2	24 1911 63	Acceleration cable assly.	1	--	--	1	-	-	
2a	24 1911 73	Assembly accl cable	-	1	1	-	1	1	
3	24 1911 46	Cable comp clutch fix end	--	1	--	--	-	-	from 13.03.2010
3a	24 1911 60	Cable comp clutch fix end	1	--	--	1	-	-	
3b	AS 1900 03	Cable comp clutch fix end	--	--	1	--	1	1	upto 13.03.2010
4	24 1911 34	Gear cable assly.	1	1	1	1	1	1	White
5	24 1911 35	Gear cable assly.	1	1	1	1	1	1	Black
6	BG 1318 02	Cable assly. H/Br. front	1	1	1	1	1	1	
7	24 1510 59	Cable assly. H/Br. rear LH	1	1	1	1	1	1	
7a	24 1510 60	Cable assly. H/Br. rear RH	1	1	1	1	1	1	
8	24 1911 39	Rev. cable assly.	1	1	1	1	1	1	
9	AL 1910 39	Knob	1	1	1	1	1	1	
10	39 0291 15	Nut	1	1	1	1	1	1	
11	24 1614 67	Sleeve PVC- gear cable	1	1	1	1	1	1	N.I
12	24 1810 67	Guide for clutch cable	1	1	1	1	1	1	N.I



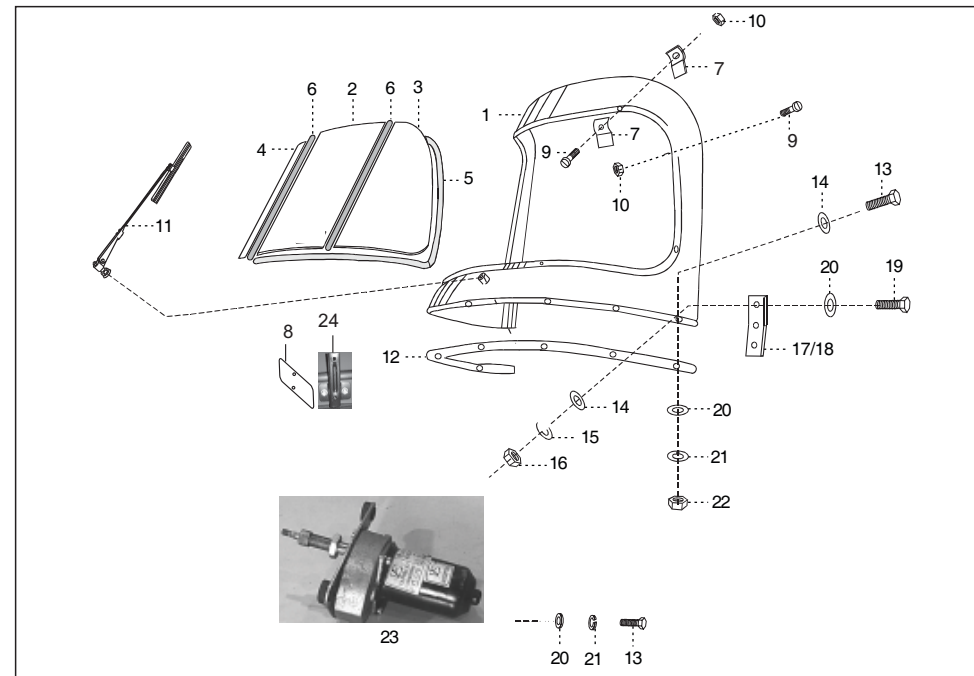
No.	Part No.	Description	Qty/Veh.-ES			Qty/Veh.-NES			Remarks
			24	AG	AS	24	AG	AS	
1	24 2317 31	Body assembly complete	1	--	--	1	--	--	Alt-52240596
1a	AS 2300 22	Body assembly complete	--	1	1	--	1	1	Alt-52AS0003
2	BA 2310 58	Rear door assembly	1	--	--	1	--	--	
3	39 0096 04	Bolt	2	2	2	2	2	2	NS
4	39 0199 11	Plain washer	2	2	2	2	2	2	NS
5	39 0264 12	Spring washer	2	2	2	2	2	2	NS
6	39 0293 15	Hexagon nut	2	2	2	2	2	2	NS
7	01 1401 16	Tie rod	2	2	2	2	2	2	NS
8	39 0147 08	Split pin	2	2	2	2	2	2	NS
9	22 2301 40	Handle	2	2	2	2	2	2	NS
10	39 0044 01	Screw	4	4	4	4	4	4	NS
11	39 1830 12	Spring washer	4	4	4	4	4	4	
12	39 0291 15	Hexagon nut	4	4	4	4	4	4	
13	AA 2311 26	Damper for door side filling	2	--	--	2	--	--	
13	24 2315 06	Rubber pad	4	4	4	4	4	4	NS
14	24 2312 45	Knob for rear door	--	2	2	--	2	2	
15	24 2301 76	Knob complete	1	1	1	1	1	1	



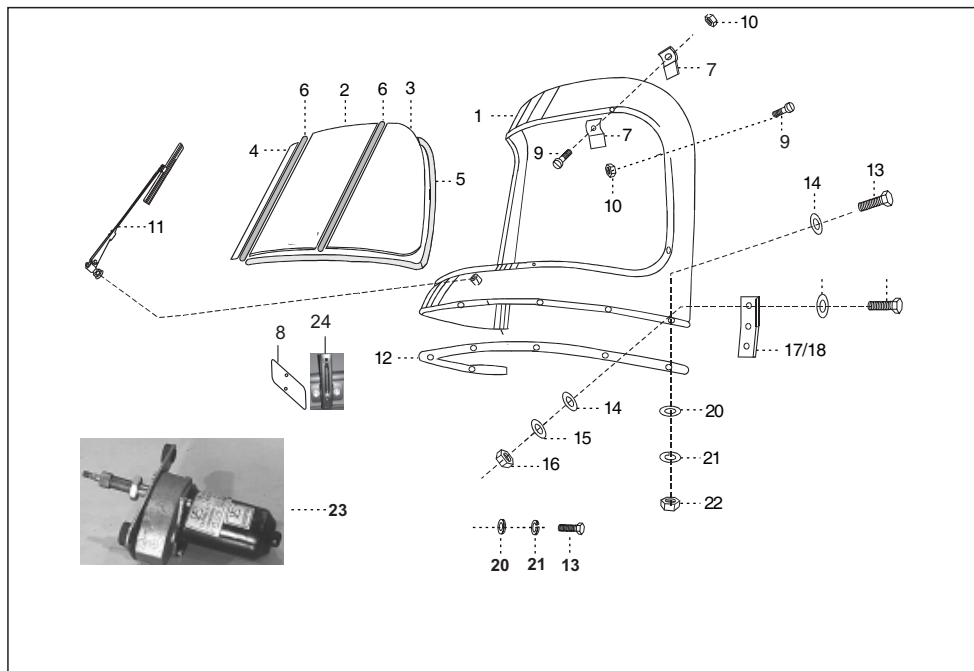
No.	Part No.	Description	Qty/Veh.-ES			Qty/Veh.-NES			Remarks
			24	AG	AS	24	AG	AS	
16	01 1607 17	Lock clip	1	1	1	1	1	1	
17	24 2301 97	Lock for door	1	1	1	1	1	1	
18	24 2314 99	Side panel cover	2	2	2	2	2	2	
19	AF 2311 61	Door assly. gas fill	--	1	1	--	1	1	NS
20	24 1811 44	Lock - filling cover	1	1	1	1	1	1	
21	AS 2200 02	Extinguisher fire- bkt and clamp	1	1	1	1	1	1	
22	AS 2300 05	CLAMP	4	4	4	4	4	4	NI
23	24 2314 14	Plate assly air intake	--	1	1	--	1	1	
23	24 2315 78	Plate assly air intake	1	--	--	1	--	--	
24	39 1681 04	Flange bolt	8	8	8	8	8	8	
25	39 0230 11	Plain washer	8	8	8	8	8	8	
26	39 2479 15	Flange nut	8	8	8	8	8	8	
27	Af 2310 10	lock - cng filling cover`	--	--	--	--	1	1	
28	24 2315 82	Door assly. side filling	1	--	--	1	--	--	
29	Bb 1210 35	Grill air intake	--	1	1	--	1	1	NI
30	AA 1610 89	Bracket - coupler / faremeter	1	1	1	1	1	1	
31	24 2310 63	Bumper assembly	--	1	1	1	--	--	NI
32	24 2314 73	Matting rear	--	1	1	--	--	--	NI



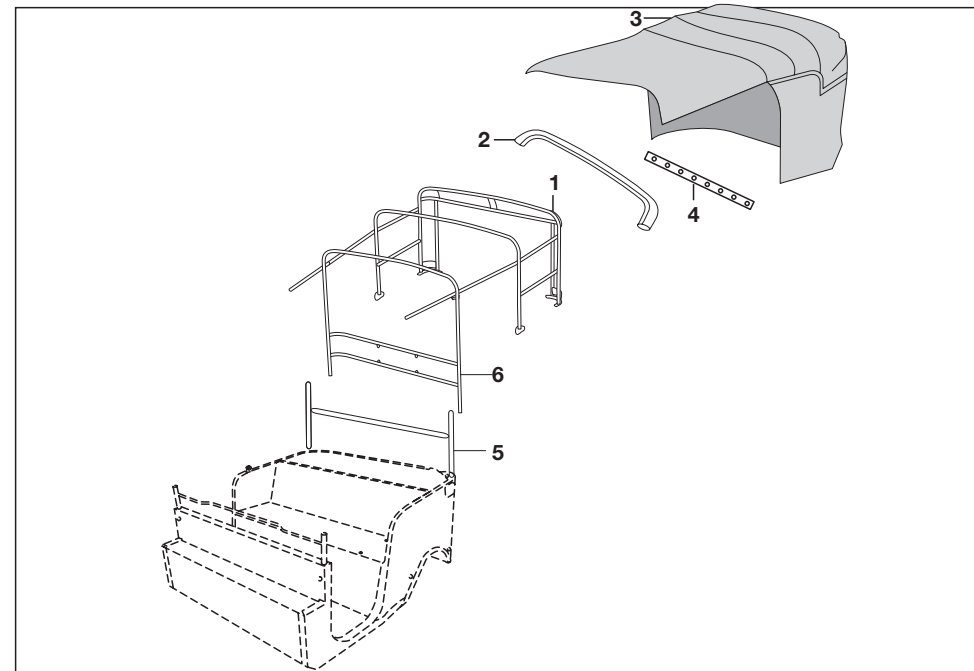
No.	Part No.	Description	Qty/Veh.-ES			Qty/Veh.-NES			Remarks
			24	AG	AS	24	AG	AS	
1	AA 2310 49	Wind shield assly	1	1	1	-	-	-	alt-52AL0278
2	AA 2310 22	Glass one piece (windshield)	--	1	1	-	-	-	
2	AA 2312 55	Glass green windshld single pc	1	-	-	-	-	-	
3	AA 2310 26	Rubber beading	1	1	1	-	-	-	
4	AL 2410 23	Wiper assly	1	1	1	-	-	-	
5	AL 2410 33	Packing for windshield	--	1	1	-	-	-	upto 10.05.2011
5	AL 2412 85	Packing for windshield	1	--	--	-	-	-	
6	39 0085 04	Bolt	9	9	9	-	-	-	
7	39 0258 11	Plain washer	18	18	18	-	-	-	
8	39 2484 15	Flange nut	9	9	9	-	-	-	
9	AB 2310 09	Joint plate LH	1	1	1	-	-	-	
10	AB 2310 08	Joint plate RH	1	1	1	-	-	-	
11	39 0071 04	Bolt hex head	4	4	4	-	-	-	
12	39 2484 15	Flanged nut	4	4	4	-	-	-	
13	AP 2010 57	Wiper motor	1	1	1	-	-	-	
14	AI 1613 88	Cover wiper motor black	1	1	1	-	-	-	from 03.11.2010
14a	AL 1612 32	Cap For Wiper Motor	1	1	1	-	-	-	NS
15	39 1698 01	Screw pan cross	2	2	2	-	-	-	
16	39 1501 11	Plain washer	2	2	2	-	-	-	NS
17	24 1614 32	Assembly Box- Storage Space	2	2	2	-	-	-	
18	24 2315 22	Lock - I	1	1	1	-	-	-	NI
19	24 2315 23	Lock - II	1	1	1	-	-	-	NI



No.	Part No.	Description	Qty/Veh.-ES			Qty/Veh.-NES			Remarks
			24	AG	AS	24	AG	AS	
1	24 2313 40	Windshield complete	--	--	--	1	1	1	Alt-52240601
2	22 2312 58	Central glass (Laminated Saf.)	--	--	--	1	1	1	
2a	24 2317 92	Glass green windshld middle	--	--	--	1	1	1	
3	24 2314 52	Side glass L.H.	--	--	--	1	1	1	
3a	24 2317 93	Glass green windshld lh side	--	--	--	1	1	1	
4	24 2314 53	Side glass R.H.	--	--	--	1	1	1	
4a	24 2317 94	Glass green windshld rh side	--	--	--	1	1	1	
5	22 2311 42	Rubber beading with key	--	--	--	1	1	1	
6	24 2314 84	Vertical stripe/ key	--	--	--	2	2	2	NS
7	22 2312 80	Strip For w ' Shield Glass	--	--	--	8	8	8	N.I NS
8	22 1612 21	No. plate	--	--	--	2	2	2	
9	39 0038 01	Screw - M4	--	--	--	8	8	8	NS
10	39 0287 15	Hexagon nut	--	--	--	8	8	8	
12	AL 2412 85	Rubber packing	--	--	--	1	1	1	NS
13	39 0085 04	Bolt	--	--	--	11	11	11	
14	39 0258 11	Plain washer	--	--	--	18	18	18	
15	39 1830 12	Spring washer	--	--	--	9	9	9	
16	39 0291 15	Hexagon nut	--	--	--	9	9	9	
17	AB 2310 09	Joint plate L.H.	--	--	--	1	1	1	
18	AB 2310 08	Joint plate R.H.	--	--	--	1	1	1	

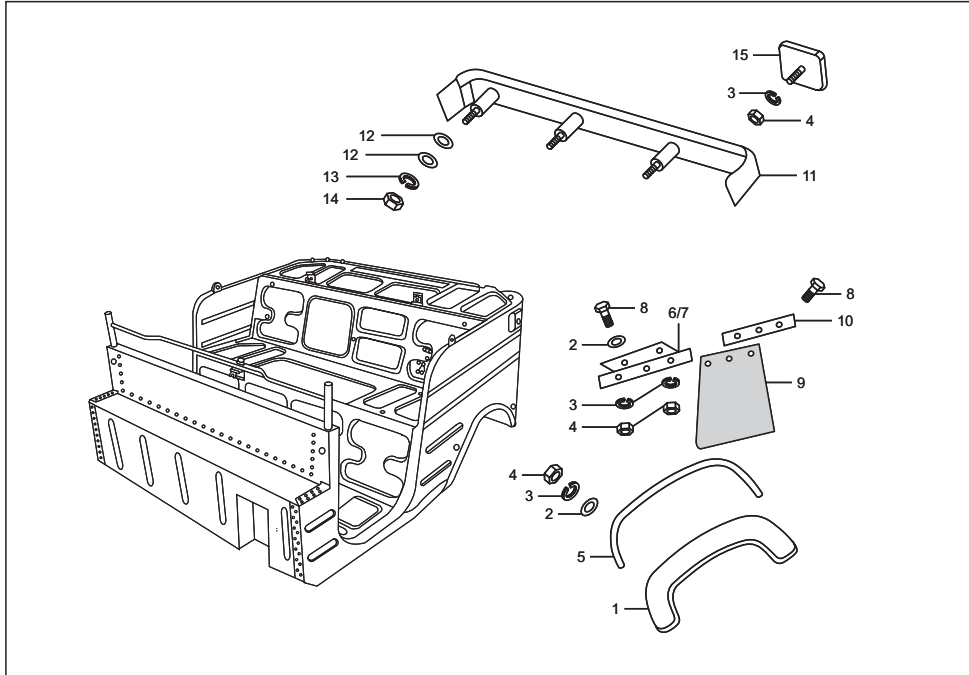


No.	Part No.	Description	Qty/Veh.-ES			Qty/Veh.-NES			Remarks
			24	AG	AS	24	AG	AS	
19	39 0071 04	Hexagon bolt	--	--	--	6	6	6	NS
20	39 0197 11	Plain washer	--	--	--	14	14	14	
21	39 0262 12	Spring washer	--	--	--	8	8	8	
22	39 0291 15	Hexagon nut	--	--	--	6	6	6	
23	24 2014 08	Wiper motor	--	--	--	1	1	1	
24	22 1612 38	Bracket fr. no. plate	--	--	--	1	1	1	

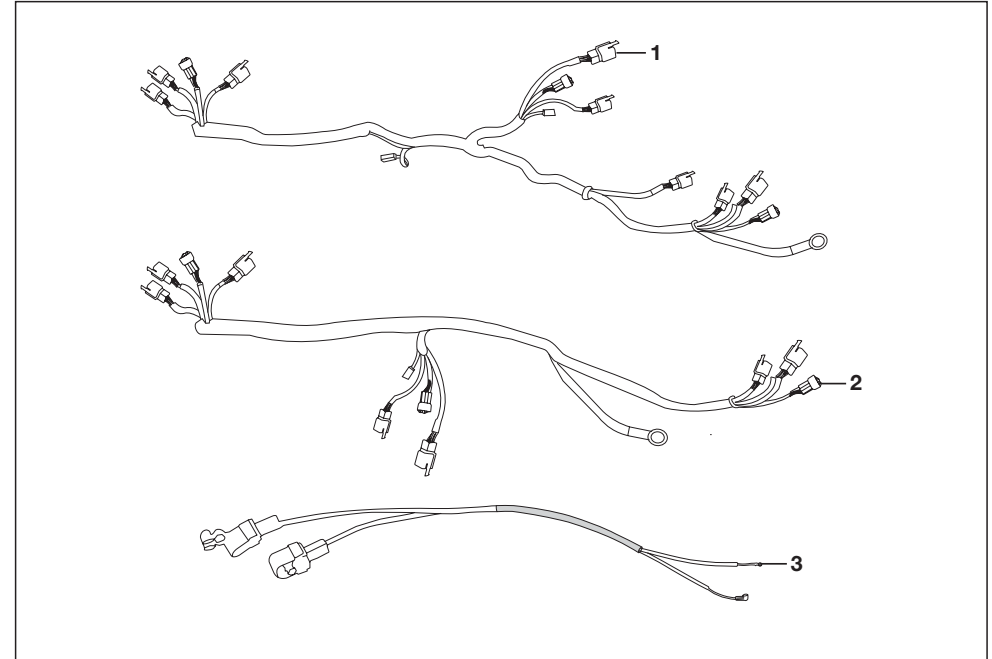


No.	Part No.	Description	Qty/Veh.-ES			Qty/Veh.-NES			Remarks
			24	AG	AS	24	AG	AS	
1	24 2304 01	Hood frame assembly	1	1	1	1	1	1	NS
2	22 2311 55	Hood stick assly	1	1	1	1	1	1	
3a	AS 2300 07	Hood complete yellow	--	1	1	--	1	1	
3b	AS 2300 10	Hood complete yellow	--	--	--	--	1	1	
3c	24 2315 48	Hood complete yellow	1	--	--	1	--	--	
3e	24 2315 47	Hood complete black	--	--	--	--	1	--	
3f	AS 2300 06	Hood complete black	--	1	1	--	1	1	
3g	24 2313 70	Hood complete black	--	--	--	--	1	1	NS
4	24 2304 17	Strip al. hood fixing	1	1	1	1	1	1	
5	24 2315 62	Tube assly cross bar	1	1	1	1	1	1	

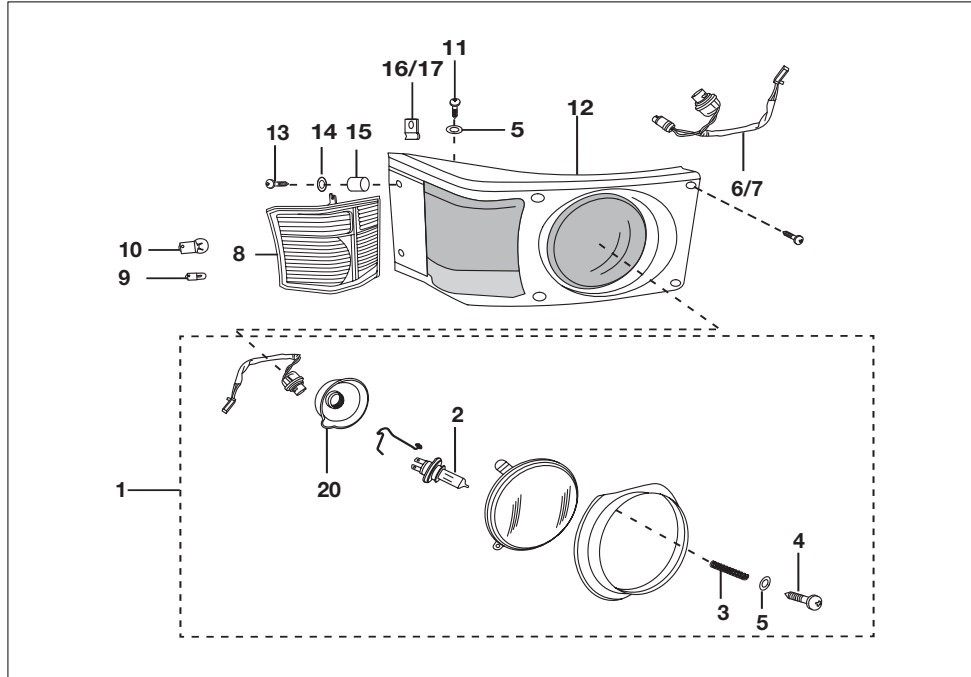




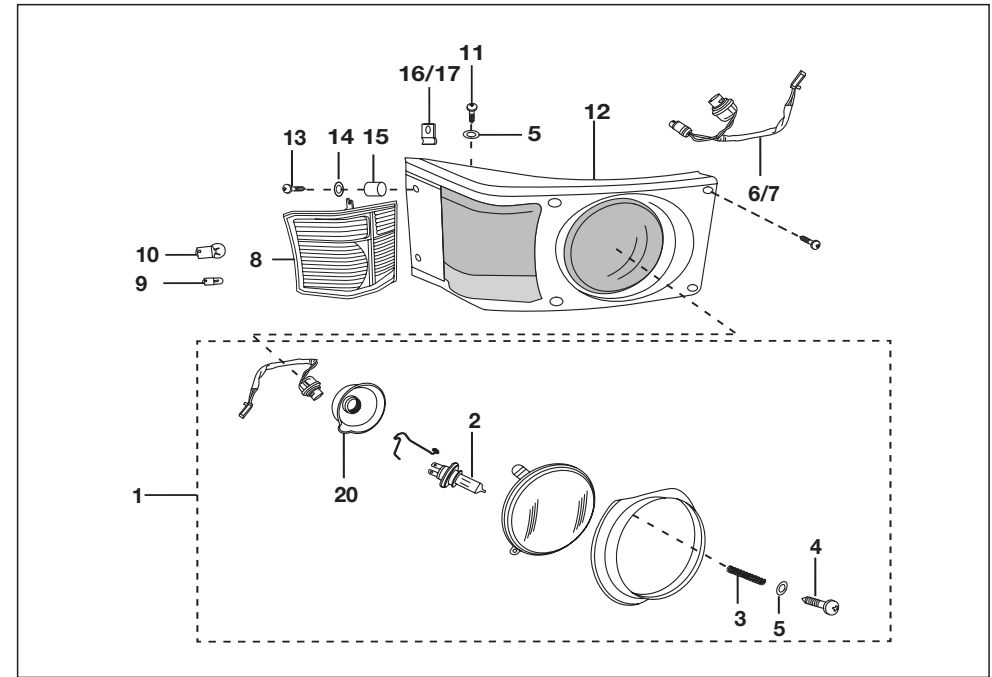
No.	Part No.	Description	Qty/Veh.-ES			Qty/Veh.-NES			Remarks
			24	AG	AS	24	AG	AS	
1	25 2310 62	Rear mudguard assly.	2	2	2	2	2	2	NS
2	39 0197 11	Plain washer	12	12	12	12	12	12	NS
3	39 0262 12	Spring washer	20	20	20	20	20	20	
4	39 0291 15	Hexagonal nut	20	20	20	20	20	20	NS
5	25 2310 64	Beading for rear mudguard	2	2	2	2	2	2	
6	24 2310 90	Angle L.H	1	1	1	1	1	1	NS
7	24 2310 91	Angle R.H	1	1	1	1	1	1	
8	39 0071 04	Hexagonal bolt	10	10	10	10	10	10	NS
9	24 2301 85	Mudflap	2	2	2	2	2	2	
10	24 2311 57	Strip RE mudguard flap	2	2	2	2	2	2	NS
11	52 2403 95	Bumper SF painted in G yellow	1	1	1	1	1	1	
12	39 0230 11	Plain washer	6	6	6	6	6	6	NS
13	39 1828 12	Spring washer	3	3	3	3	3	3	
14	39 0294 15	Nut	3	3	3	3	3	3	NS
15	30 2010 69	Reflex reflector	2	2	2	2	2	2	
16	AA 2011 48	Reflex reflector	2	2	2	2	2	2	



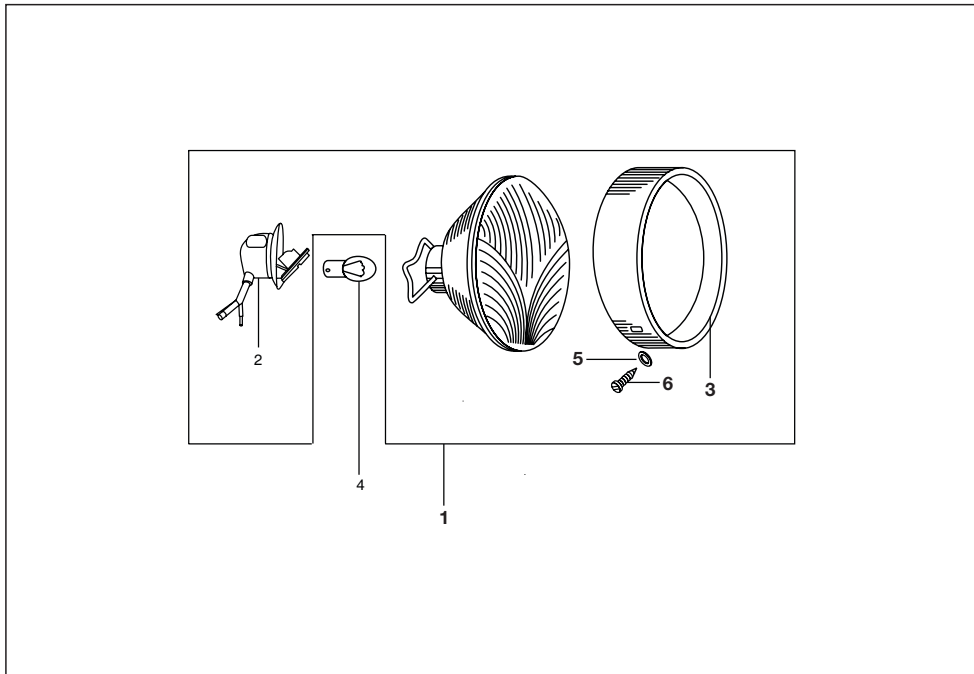
No.	Part No.	Description	Qty/Veh.-ES			Qty/Veh.-NES			Remarks
			24	AG	AS	24	AG	AS	
1	24 2015 42	Wiring harness front	1	--	--	--	--	--	upto 1.05.2010
1a	AG 2010 34	Wiring harness front	--	1	--	--	--	--	
1b	AS 2010 21	Harness wiring front	--	--	1	--	--	--	NS
1c	24 2015 43	Wiring harness front	--	--	--	1	--	--	
1d	AG 2010 33	Wiring harness front	--	--	--	--	1	--	
1e	AS 2010 20	Wiring harness front	--	--	--	--	--	1	
2	24 2014 47	Wiring harness chassis	1	--	--	--	--	--	NS
2a	24 2014 49	Wiring harness chassis	--	1	--	--	--	--	
2b	24 2014 48	Wiring harness chassis	--	--	1	--	--	--	
2c	AG 2010 18	Wiring harness chassis	--	--	--	--	1	--	
2d	24 2014 65	Wiring harness chassis	--	--	--	--	--	1	
3	24 2014 50	Cable assembly	1	1	1	--	--	--	
3a	24 2013 25	Cable assembly	--	--	--	--	1	--	
3d	24 2013 24	cabl assy(flasher hazard+sw)2s	--	--	--	--	--	1	



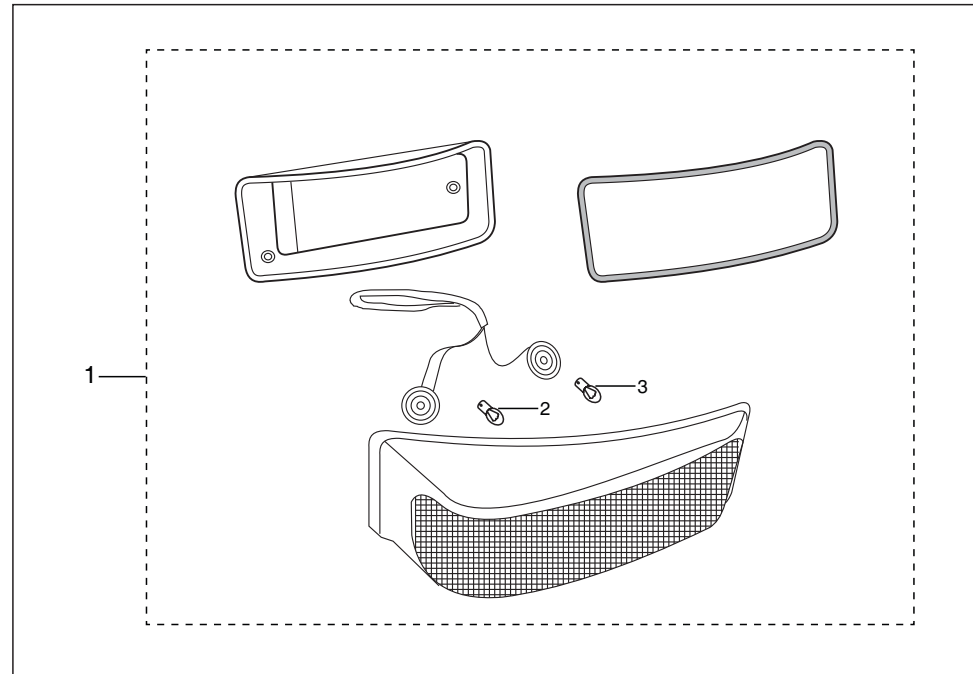
No.	Part No.	Description	Qty/Veh.-ES			Qty/Veh.-NES			Remarks
			24	AG	AS	24	AG	AS	
1	AL 2010 65	H/L assly. LH	1	1	1	-	-	-	
1a	AL 2010 66	H/L assly. RH	1	1	1	-	-	-	
2	CI 2010 23	Lamp 12V-35/35w-HS1	2	2	2	-	-	-	
3	AL 2010 32	Spring - head lamp Mtg	6	6	6	-	-	-	
4	39 0758 01	Screw pan cross-M5	6	6	6	-	-	-	
5	39 1839 11	Plain washer	14	14	14	-	-	-	
6	AL 2010 43	Cable assly.-frontLight LH	1	1	1	-	-	-	
7	AL 2010 44	Cable assly.-front light RH	1	1	1	-	-	-	
8	AL 2010 51	Ind assly. front LH/ Lamp	1	1	1	-	-	-	
8a	AL 2010 17	Ind assly. front RH/ Lamp	1	1	1	-	-	-	
9	06 2010 82	Lamp 12V 5W	2	2	2	-	-	-	
10	06 2010 83	Lamp 12V 10W	2	2	2	-	-	-	
11	39 0921 01	Screw pan cross	8	8	8	-	-	-	
12	BG 1138 02	Head lamp-blinker Hsg LH	1	1	1	-	-	-	
12a	BG 1138 03	Head lamp-blinker Hsg RH	1	1	1	-	-	-	
13	39 1698 01	Screw pan	4	4	4	-	-	-	
14	39 0242 11	Plain washer	8	8	8	-	-	-	
15	AL 1611 91	Spacer	4	4	4	-	-	-	



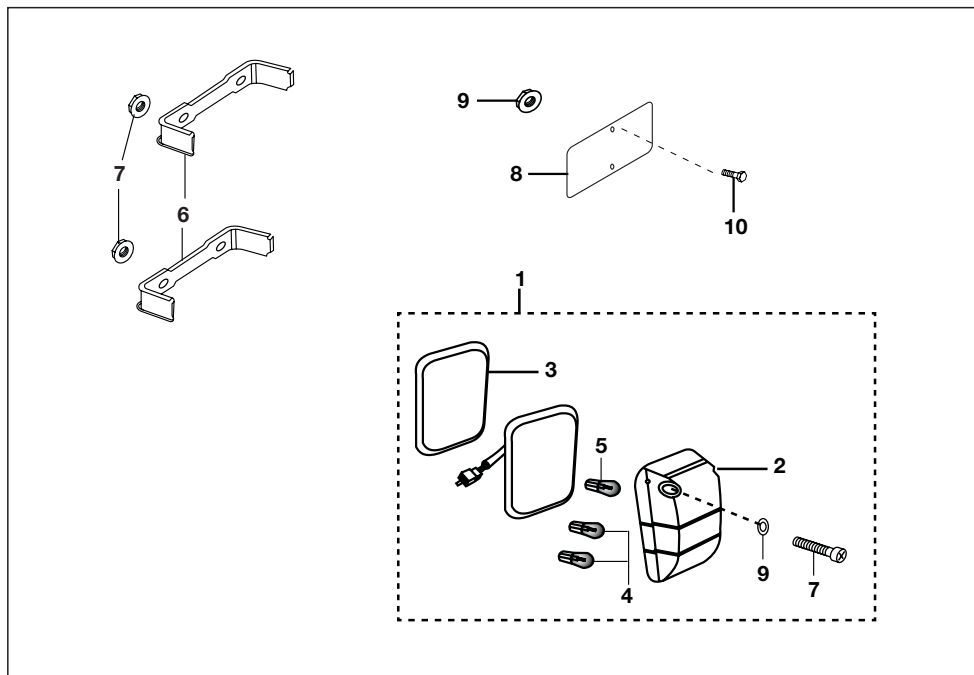
No.	Part No.	Description	Qty/Veh.-ES			Qty/Veh.-NES			Remarks
			24	AG	AS	24	AG	AS	
16	35 1610 60	Clip nut	12	12	12	-	-	-	
17	AL 1613 74	Clip nut	8	8	8	-	-	-	
18	AP 1610 80	Flap Asy Lh Headlamp Housing	1	1	1	-	-	-	
19	AP 1610 82	Flap Asy Lh Headlamp Housing	1	1	1	-	-	-	
20	CL 2010 21	Cap - Rubber For Head Light	2	2	2	-	-	-	
21	30 2010 29	Lamp :- 12V - 4W	1	1	1	-	-	-	
22	AP 1610 72	Beading Lh Headlamp Housing	2	2	2	-	-	-	
23	AP 1610 36	Plug For Blinker Housing	4	4	4	-	-	-	



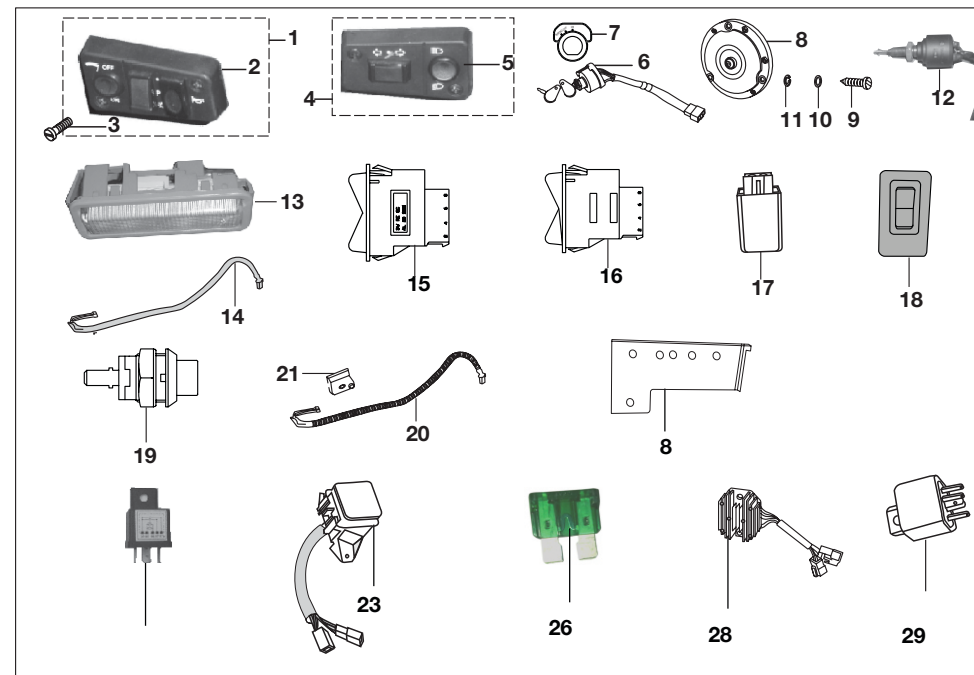
No.	Part No.	Description	Qty/Veh.-ES			Qty/Veh.-NES			Remarks
			24	AG	AS	24	AG	AS	
1	AB 2010 72	Head lamp assly comp.	--	--	--	1	1	1	NS
2	06 2013 96	Lamp holder assly	--	--	--	1	1	1	
3	AB 2010 68	Head lamp rim	--	--	--	1	1	1	
4	25 2010 09	Lamp 12V 35/35W	--	--	--	1	1	1	
5	01 2002 13	Cup washer	--	--	--	2	2	2	
6	39 0006 01	Csk/ round head screw-M4	--	--	--	2	2	2	



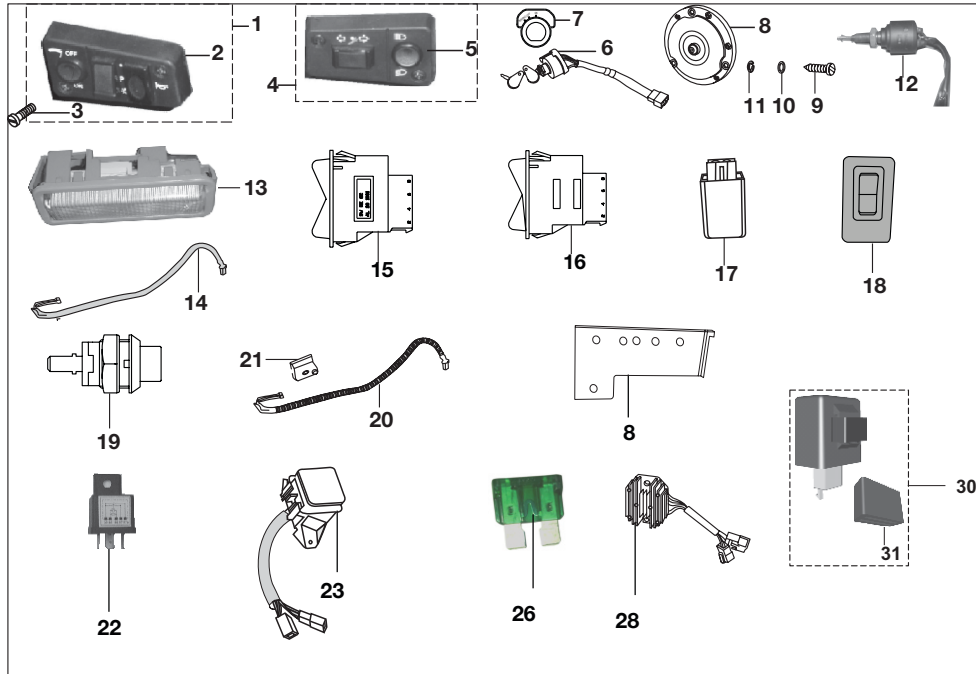
No.	Part No.	Description	Qty/Veh.-ES			Qty/Veh.-NES			Remarks
			24	AG	AS	24	AG	AS	
1	AA 2010 91	Front light assly. LH	--	--	--	1	1	1	
1a	AA 2010 93	Front light assly. RH	--	--	--	1	1	1	
2	06 2010 83	Lamp 12v 10w	--	--	--	2	2	2	
3	06 2010 82	Lamp 12v 5w	--	--	--	2	2	2	



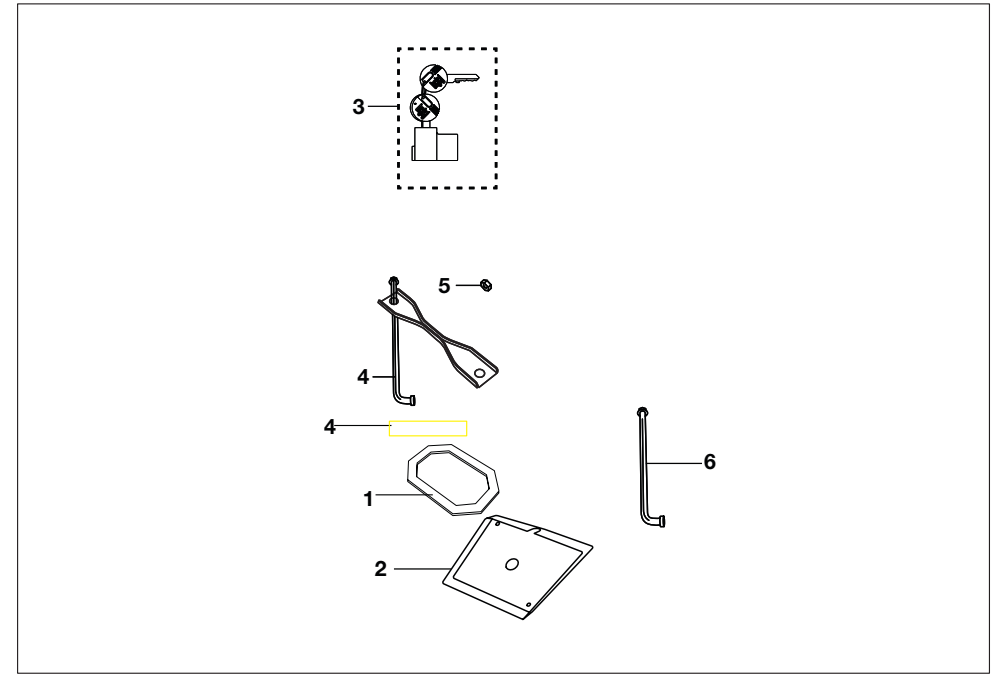
No.	Part No.	Description	Qty/Veh.-ES			Qty/Veh.-NES			Remarks
			24	AG	AS	24	AG	AS	
1	AA 2011 57	Tail light LH with lamp	1	1	1	-	-	-	NS
1a	AA 2011 60	Tail light RH with lamp	1	1	1	-	-	-	
1b	AA 2012 25	Tail light LH with lamp	-	-	-	1	1	1	
1c	AA 2012 26	Tail light RH with lamp	-	-	-	1	1	1	
2	AA 2011 61	Lens tail light with number plate	1	1	1	1	1	1	
3	AC 2010 21	Packing for tail light LH & RH	2	2	2	2	2	2	
4	06 2010 83	Lamp 12v 10W	4	4	4	4	4	4	
5	30 2010 06	Lamp 12V 21/5W	2	2	2	-	-	-	
5a	AA 2012 27	Lamp 12V 18/5W	-	-	-	2	2	2	
6	AA 2010 90	Mounting bracket tail light RH	1	1	1	1	1	1	
7	39 0798 15	Flange nut	8	8	8	8	8	8	
8	22 1612 21	No. plate	1	1	1	1	1	1	
9	39 0817 15	Flange nut	2	2	2	2	2	2	
10	39 1680 04	Flanged bolt	2	2	2	2	2	2	
11	AC 2010 20	Lens for tail light	2	2	2	2	2	2	



No.	Part No.	Description	Qty/Veh.-ES			Qty/Veh.-NES			Remarks
			24	AG	AS	24	AG	AS	
1	AL 2010 61	Control switch RH	1	1	1	1	1	1	NS
	AA 2012 56	SWITCH CONTROL RH	1	1	1	1	1	1	
2	AL 2010 87	Switch cover RH	1	1	1	1	1	1	
3	AL 2010 62	Screw	4	4	4	4	4	4	
4	AL 2010 60	Control switch LH	1	1	1	1	1	1	
	AI 2010 60	SWITCH - CONTROL :- LH	1	1	1	1	1	1	
5	AL 2010 86	Switch cover LH	1	1	1	1	1	1	
6	BG 4014 01	ON/OFF parking switch with key	1	1	1	--	--	--	
6a	24 2013 28	ON/OFF parking switch	--	--	--	1	--	--	
6b	AF 2010 53	Switch (ON-OFF-ON)	--	--	--	1	1	1	
7	AP 2010 12	Label parking OFF/ON switch	1	1	1	1	1	1	
8	AP 2010 06	Horn (DC)	1	1	1	1	1	1	
8a	AA 2012 39	Horn DC 12v with transil diode	1	1	1	1	1	1	
9	39 1557 04	Screw pan	2	--	--	2	2	2	
10	39 0197 11	Plain washer	2	2	2	2	2	2	
11	39 0262 12	Spring washer	2	2	2	2	2	2	
12	AF 2010 94	Brake switch	1	1	1	1	1	1	
13	24 2014 15	Cabin light assembly	1	1	1	--	--	--	
14	24 2014 16	Cable assly cabin light	1	1	1	--	--	--	
15	AL 2010 31	Switch 2 position	1	1	1	--	--	--	



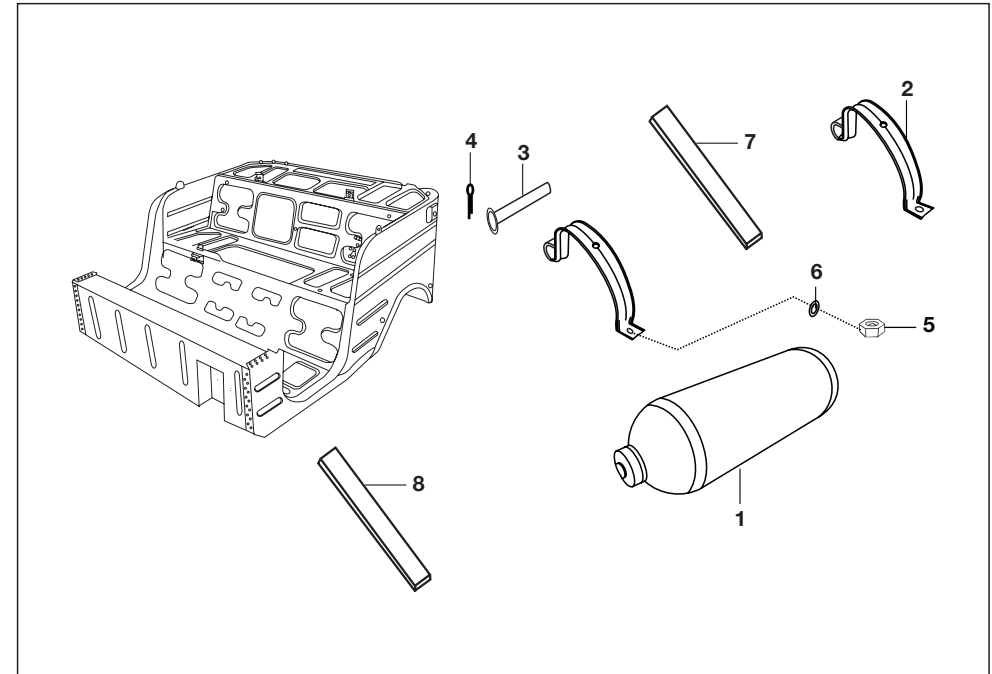
No.	Part No.	Description	Qty/Veh.-ES			Qty/Veh.-NES			Remarks
			24	AG	AS	24	AG	AS	
16	AF 2010 89	Switch G O P selection	--	1	1	--	--	--	
17	AP 2010 21	Relay flasher	1	1	1	1	1	1	
18	AB 2010 77	Hazard switch	1	1	1	1	1	1	
19	AF 2011 46	Starter switch	1	1	1	--	--	--	
20	24 2014 21	Cable revers+e switch	1	1	1	1	1	1	From 13.12.2009
21	DJ 2011 09	Reverse switch	1	1	1	1	1	1	
22	AP 2010 37	Electrical plate assly front	1	1	1	--	--	--	
23	24 1615 03	Plate assly electrical unit	1	--	--	--	--	--	
24	AS 1600 02	Plate assly electrical unit	--	1	1	--	1	1	
25	24 2014 07	Fuse box assembly	1	--	--	--	--	--	
25a	24 2014 11	Fuse box assembly	--	1	--	--	--	--	
25b	24 2014 12	Fuse box assembly	--	--	1	--	--	--	
25c	24 2013 65	Fuse box assembly	--	--	--	1	1	1	
26	24 2013 04	Indicator light assy/lamp	--	--	--	--	1	1	
27	AL 2010 12	Relay head light	1	1	1	--	--	--	
28	24 2014 09	Regulator	1	1	1	1	1	1	
29	24 2014 31	Starter relay	1	1	1	--	--	--	
30	Af 2010 01	Relay	--	--	--	--	--	1	
31	31 2010 29	Holder for relay	1	1	1	1	1	1	
32	24 2012 91	Switch-oil sensor	--	--	--	--	1	1	



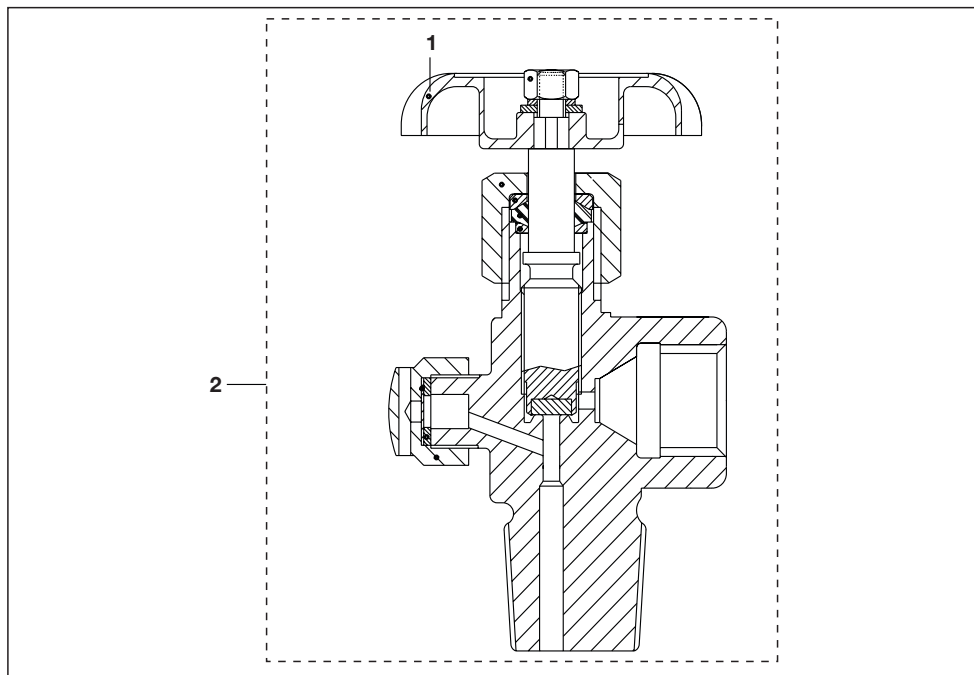
No.	Part No.	Description	Qty/Veh.-ES			Qty/Veh.-NES			Remarks
			24	AG	AS	24	AG	AS	
1	BA 2010 01	Battery (32 ah) - charged	1	1	1	--	--	--	
1a	24 2014 35	battery 12v-9ah mf(non cranking)	--	--	--	1	--	--	
1b	Jf 4018 01	battery mf 12v 7ah	--	--	--	--	1	1	
2	BA 1610 29	Packing battery	1	1	1	--	--	--	
2a	22 2011 14	packing - rubber for battery	--	--	--	1	--	--	
2b	As 1600 11	packing rubber battery(7ah) base	--	--	--	--	1	1	
3	BG 1138 05	Battery base tray	1	1	1	--	--	--	
3a	AS 1600 06	Battery base tray plastic	--	--	--	1	1	1	
4	BB 2010 30	Lock battery- with key	1	1	1	1	1	1	
5	AN 1610 74	Clamp assly	1	1	1	--	--	--	
5b	AS 1600 07	Clamp for 7 Ah battery	--	--	--	--	1	1	
6	39 0817 15	Nut	2	2	2	2	2	2	
7	AN 1610 75	Tie rod	1	1	1	--	--	--	



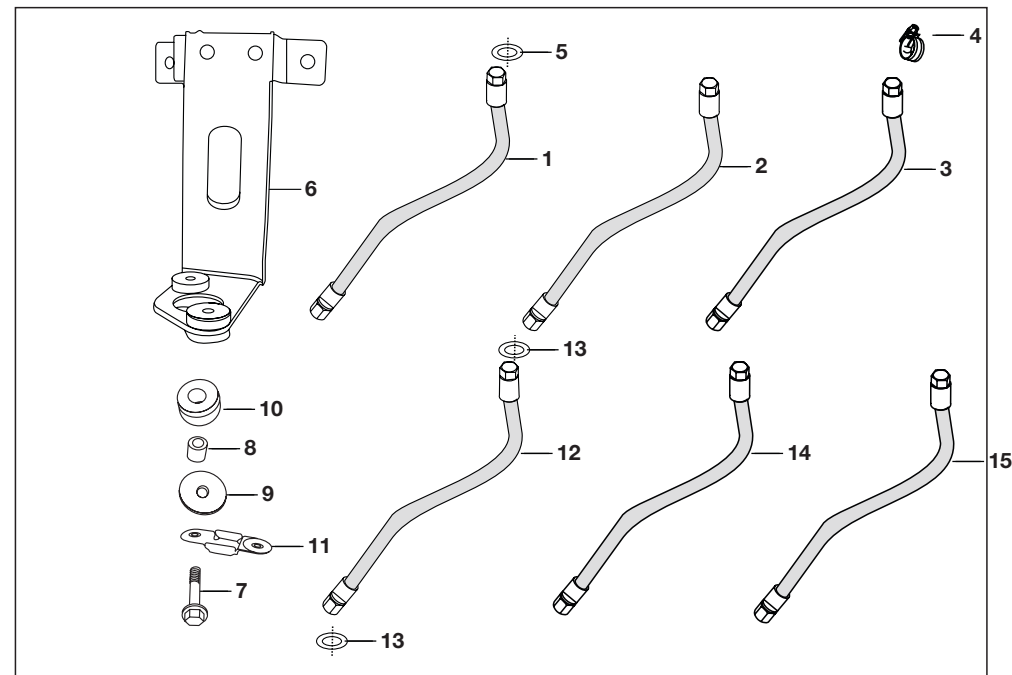
No.	Part No.	Description	Qty/Veh.-ES			Qty/Veh.-NES			Remarks
			24	AG	AS	24	AG	AS	
1	24 2210 29	Tool kit complete	1	1	1	-	-	-	
1a	24 2210 31	Tool kit complete	-	-	-	1	1	1	
1B	AA 2210 25	Tool kit complete	1	-	-	-	-	-	
2	AA 2210 05	Mirror assly. LH	1	1	1	1	1	1	
3	AA 2210 06	Mirror assly. RH	1	1	1	1	1	1	
4	21 1704 16	Plain washer	4	4	4	4	4	4	
5	39 1829 12	Spring washer	2	2	2	2	2	2	
6	39 0296 15	Hex nut	4	4	4	4	4	4	



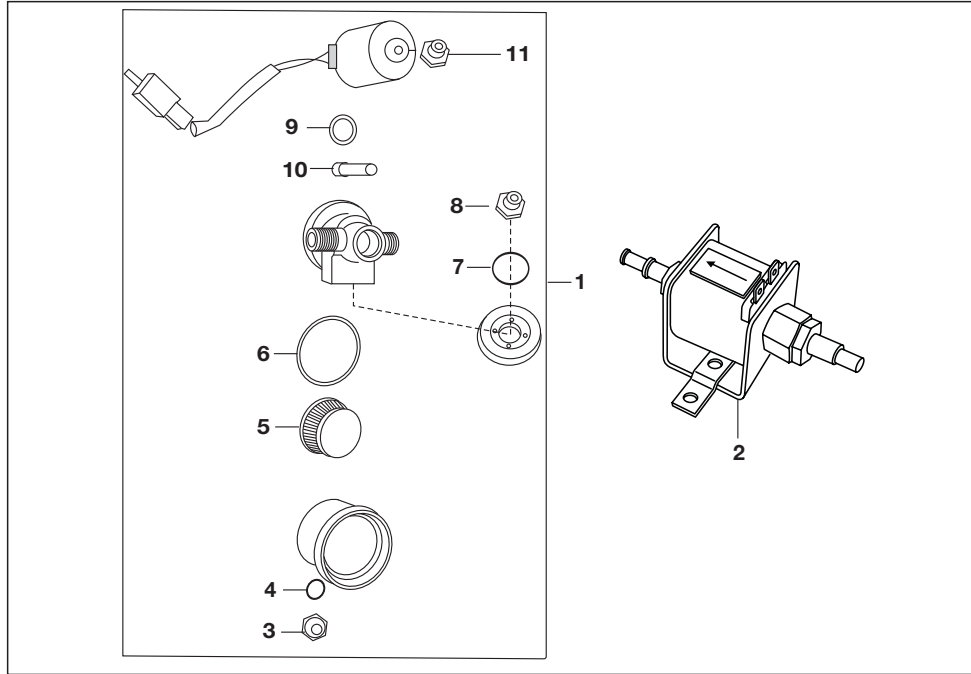
No.	Part No.	Description	Qty/Veh.-ES			Qty/Veh.-NES			Remarks
			24	AG	AS	24	AG	AS	
1	AM 1410 03	LPG cylinder (20 ltrs water)	--	1	-	--	1	-	
1a	AF 1410 59	CNG cylinder (W/o valve EKC 267)	--	--	1	--	--	1	
1b	AF 1410 57	CNG cylinder (W/o valve Argent oil 273)	--	--	1	--	--	1	
1c	AF 1410 54	CNG cylinder (W/o valve Worthington 270)	--	--	1	--	--	1	
1d	AF 1410 52	CNG cylinder (W/o valve Faber 266)	--	--	1	--	--	1	
2	AF 1610 98	Assly strap	--	2	2	--	2	2	
2	AF 1610 96	Strap cng cylinder	-	1	1	-	1	1	
3	AF 1610 59	Pin for cylinder clamping strip	--	2	2	--	2	2	
4	39 0146 08	Split pin	--	2	2	--	2	2	
5	39 0302 15	Hexagon nut (M10 X1.5)	--	4	4	--	4	4	
6	39 02 01 11	Plain washer	--	4	4	--	4	4	
7	AF 1610 97	Beading Strap	--	2	2	--	2	2	
8	Af 1611 00	Packing lower	--	--	2	--	--	2	



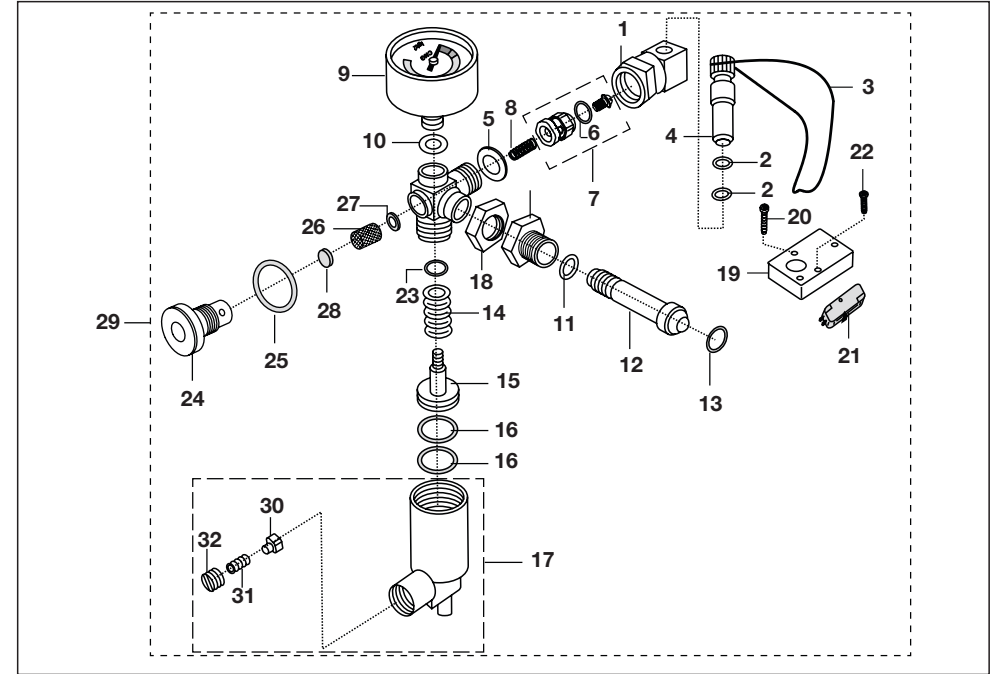
No.	Part No.	Description	Qty/Veh.-ES			Qty/Veh.-NES			Remarks
			24	AG	AS	24	AG	AS	
1	AF 1410 08	Hand wheel	--	--	1	--	--	1	
2	AF 1410 30	Valve for CNG	--	--	1	--	--	1	



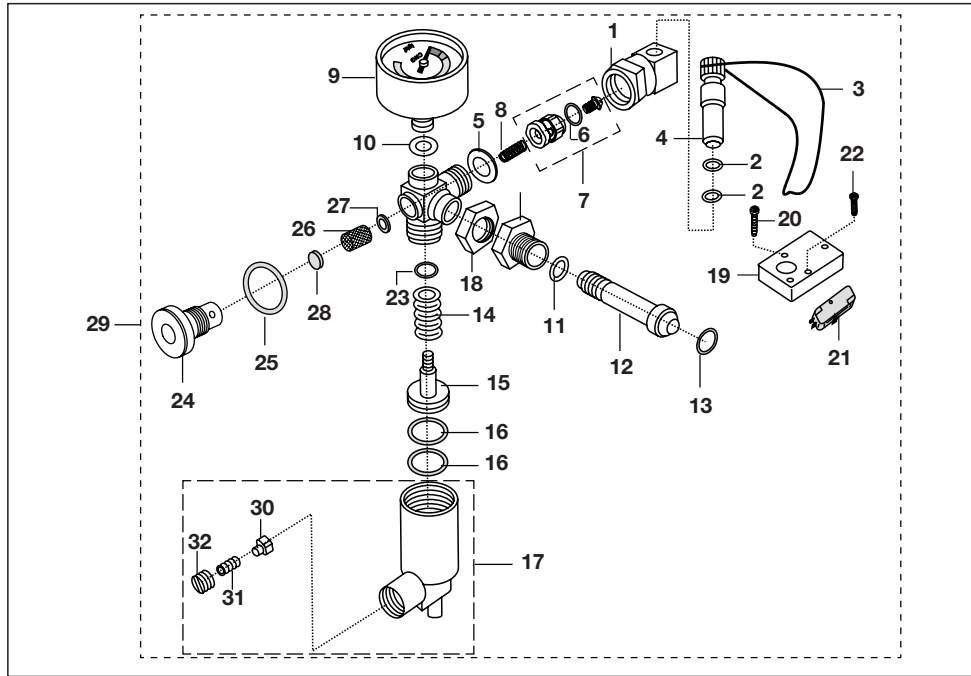
No.	Part No.	Description	Qty/Veh.-ES			Qty/Veh.-NES			Remarks
			24	AG	AS	24	AG	AS	
1	24 1215 00	Hose HPR to solenoid	--	--	1	--	--	1	
2	24 1214 98	Hose solenoid to LPR	--	--	1	--	--	1	
3	24 1212 22	Low pressure hose pipe	--	--	2	--	--	2	
4	24 1213 54	Hose clip	--	--	4	--	--	4	
5	AF 1210 12	Washer	--	--	4	--	--	4	
6	24 1614 22	Bracket LPR mounting	--	1	1	--	1	1	
7	JS 1720 14	Flange screw	--	2	2	--	2	2	
8	JS 1138 01	Bush LPR	--	2	2	--	2	2	
9	JS 1138 02	Washer	--	2	2	--	2	2	
10	DG 1410 19	Damper	--	2	2	--	2	2	
11	24 1614 23	Guard LPR breather	--	2	1	--	2	1	
12	AM 1211 05	Assly flex. Hose -1	--	1	--	--	1	--	
13	24 1212 44	Washer	--	2	--	--	2	--	
14	24 1214 34	Assly. hose MFV to LPR	--	1	--	--	1	--	
15	JS 5812 23	Hose regulator to mixture	--	1	--	--	1	--	
16	AU 1720 78	assy -multifunction valve comp.	--	1	--	--	1	--	
17	24 1213 16	Connector inlet - m/s. Vanaz	--	1	1	--	--	1	NI
18	59 2100 16	O_ring mfv - m/s. Vanaz lpg kit	--	1	1	--	--	1	NI



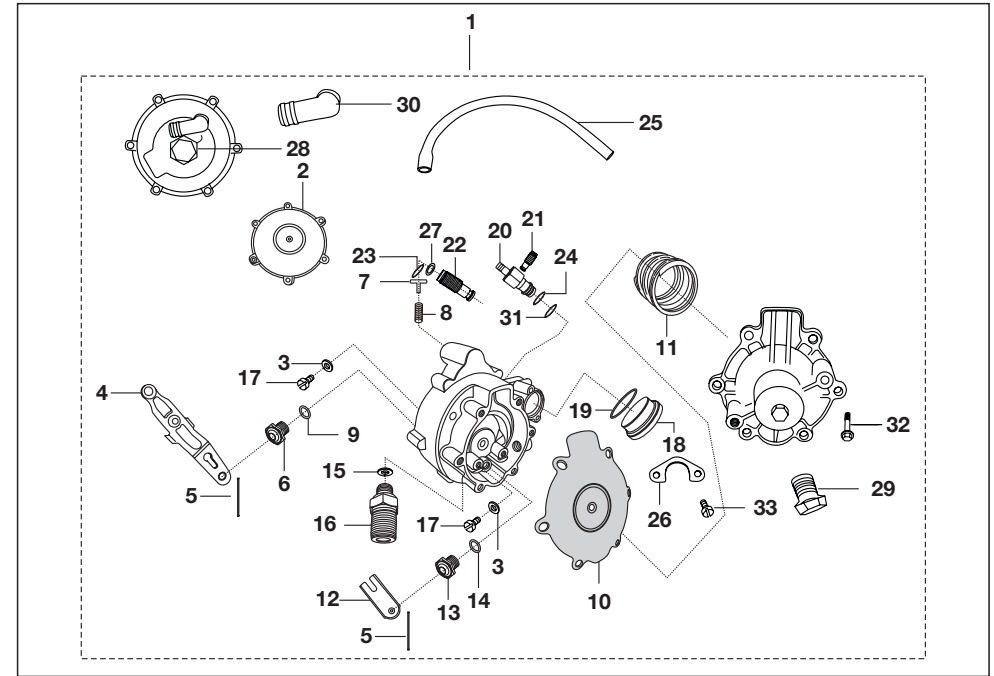
No.	Part No.	Description	Qty/Veh.-ES			Qty/Veh.-NES			Remarks
			24	AG	AS	24	AG	AS	
1	AF 2010 67	Solenoid -CNG paper filter	--	--	1	--	--	1	
2	24 1214 97	Solenoid - petrol	--	--	1	--	--	1	
3	AF 1213 16	Drain plug	--	--	1	--	--	1	
4	AF 1213 17	'O' ring	--	--	1	--	--	1	
5	AF 121319	Paper filter	--	--	1	--	--	1	
6	AF121320	'O' ring	--	--	1	--	--	1	
7	AF121322	'O' ring	--	--	1	--	--	1	
8	AF121323	Bolt	--	--	1	--	--	1	
9	AF121325	'O' ring	--	--	1	--	--	1	
10	AF121326	Plunger assembly	--	--	1	--	--	1	
11	AF121327	Lock nut	--	--	1	--	--	1	



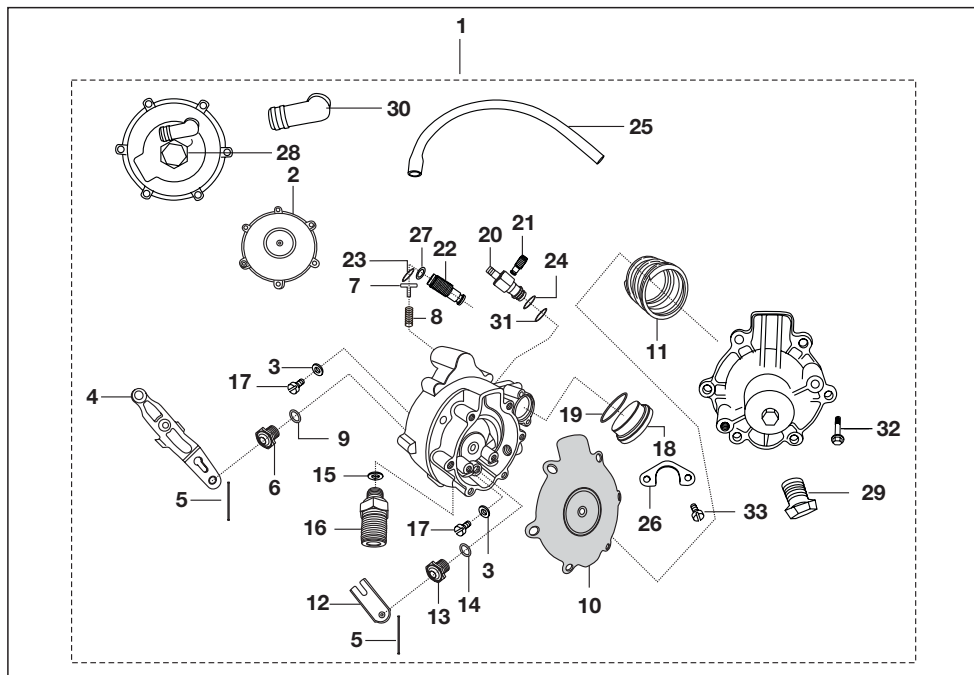
No.	Part No.	Description	Qty/Veh.-ES			Qty/Veh.-NES			Remarks
			24	AG	AS	24	AG	AS	
1	AF 1210 04	Refueling adaptor	--	--	1	--	--	1	
2	AF 1210 23	'O' ring	--	--	2	--	--	2	
3	AF 1210 24	String	--	--	1	--	--	1	
4	AF 1210 18	Dust plug	--	--	1	--	--	1	
5	AF 1210 25	Washer	--	--	1	--	--	1	
6	AF 1210 26	'O' ring	--	--	1	--	--	1	
7	AF 1210 27	1st stage seat (NRVsub assly.)	--	--	1	--	--	1	
8	AF 1210 28	Spring	--	--	1	--	--	1	
9	24 2013 33	Pressure gauge	--	--	1	--	--	1	
10	AF 1210 29	Washer	--	--	1	--	--	1	
11	AF 1210 30	Washer	--	--	1	--	--	1	
12	24 1214 56	Connector	--	--	1	--	--	1	
13	AF 1210 32	'O' ring	--	--	2	--	--	2	
14	AF 1210 34	Spring	--	--	1	--	--	1	
15	AF 1211 26	Piston assly.	--	--	1	--	--	1	
16	AF 1210 36	'O' ring	--	--	2	--	--	2	
17	AF 1211 25	1st stage cylinder (SRV) sub assly.	--	--	1	--	--	1	



No.	Part No.	Description	Qty/Veh.-ES			Qty/Veh.-NES			Remarks
			24	AG	AS	24	AG	AS	
18	AF 1210 38	Lock nut	--	--	1	--	--	1	
19	AF 1210 44	Mounting plate	--	--	1	--	--	1	
20	AF 1210 45	Philips screw	--	--	2	--	--	2	
21	AF 2010 10	Micro switch	--	--	1	--	--	1	
22	AF 1210 46	Philips screw	--	--	2	--	--	2	
23	AF 1211 04	'O' ring	--	--	1	--	--	1	
24	AF 1211 05	Retainer	--	--	1	--	--	1	
25	AF 1211 06	'O' ring	--	--	1	--	--	1	
26	AF 1211 07	Filter	--	--	1	--	--	1	
27	AF 1211 08	Washer	--	--	1	--	--	1	
28	AF 1210 84	Pad	--	--	1	--	--	1	
29	24 1214 13	First stage reduction unit	--	--	1	--	--	1	
30	AF 1211 27	Pad holder	--	--	1	--	--	1	
31	AF 1210 39	Relief valve spring	--	--	1	--	--	1	
32	AF 1210 40	Adjusting screw	--	--	1	--	--	1	
33	24 1214 16	Elbow	--	--	1	--	--	1	N.I

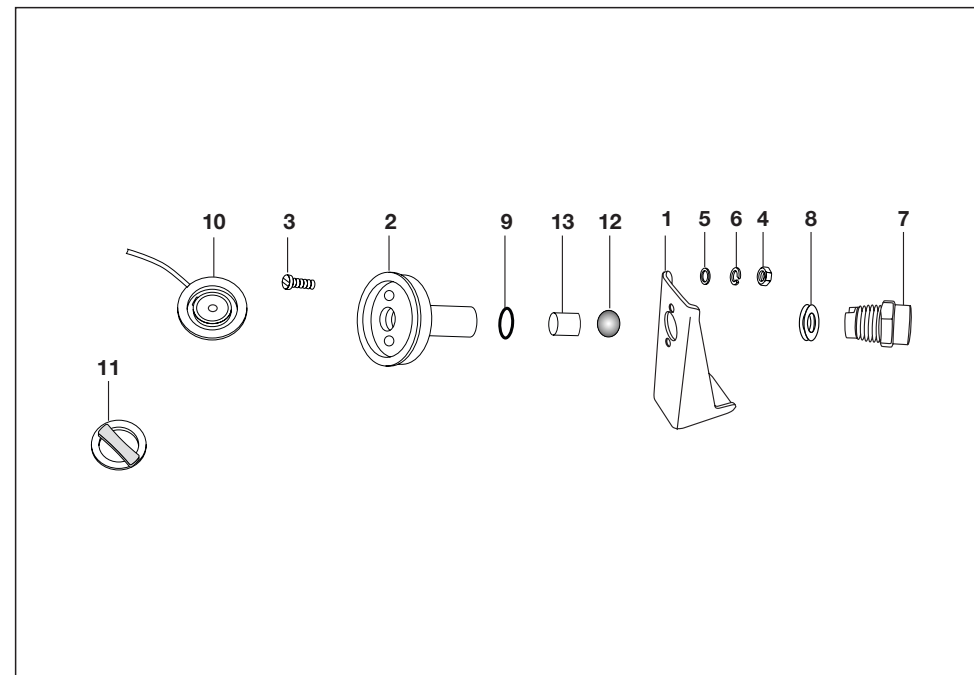


No.	Part No.	Description	Qty/Veh.-ES			Qty/Veh.-NES			Remarks
			24	AG	AS	24	AG	AS	
1	24 1214 27	Regulator LPG	--	1	--	--	1	--	
1a	24 1215 02	Regulator CNG	--	--	1	--	--	1	
2	JS 1720 15	Diaphragm-Sub assly.	--	1	1	--	1	1	
3	JS 1720 38	Washer	--	4	4	--	4	4	
4	JS 1720 36	Lever	--	1	1	--	1	1	
5	24 1212 99	Pin lever	--	2	2	--	2	2	
6	24 1216 47	Seat	--	1	--	--	1	--	
6a	JS 1720 37	Seat	--	--	1	--	--	1	
7	JS 1720 35	Guide spring	--	1	1	--	1	1	
8	24 1213 04	Spring	--	1	1	--	1	1	
9	24 1213 06	Rubber washer	--	1	1	--	1	1	
10	JS 1720 23	Diaphragm	--	1	1	--	1	1	
11	JS 1720 27	Spring	--	1	--	--	1	--	
11a	24 1215 04	Spring	--	--	1	--	--	1	
12	24 1213 12	Lever sub assly	--	1	1	--	1	1	
13	24 1213 13	Seat	--	1	1	--	1	1	
14	24 1213 14	Rubber washer	--	1	1	--	1	1	
15	24 1213 15	Washer copper	--	1	1	--	1	1	
16	JS 1720 28	Connector inlet	--	1	--	--	1	--	
16a	24 1215 05	Connector inlet	--	--	1	--	--	1	



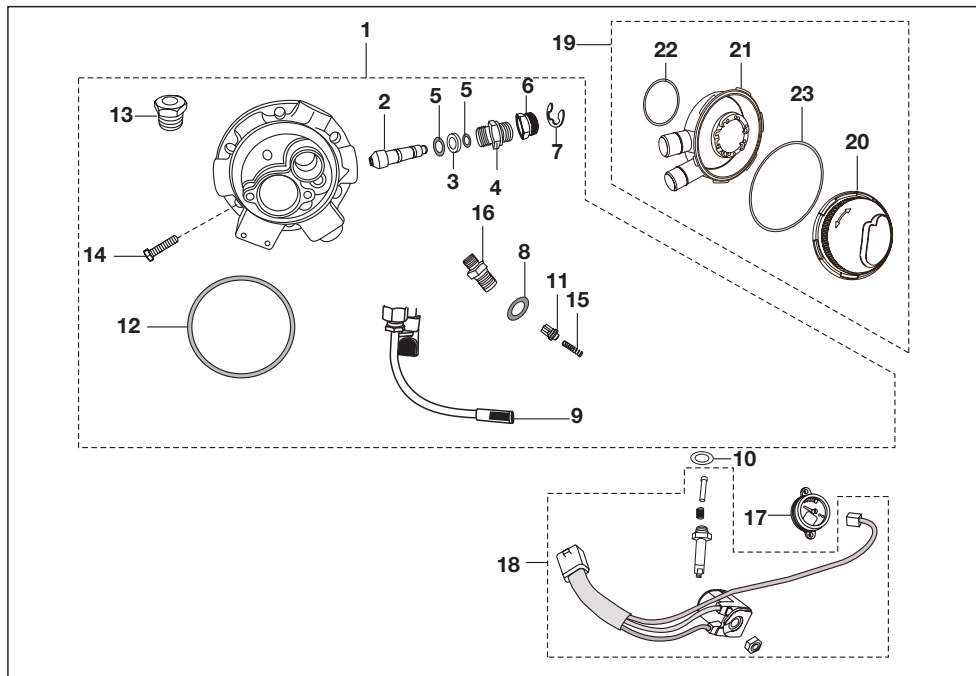
No.	Part No.	Description	Qty/Veh.-ES			Qty/Veh.-NES			Remarks
			24	AG	AS	24	AG	AS	
17	JS 1720 29	Screw	--	8	8	--	8	8	
18	JS 1720 34	Plug	--	1	1	--	1	1	
19	24 1213 21	'O' ring	--	1	1	--	1	1	
20	JS 1720 32	Body -flow control	--	1	--	--	1	--	
20a	24 1215 07	Body -flow control	--	--	1	--	--	1	
21	JS 1720 30	Screw flow control	--	1	--	--	1	--	
21a	24 1215 06	Screw flow control	--	--	1	--	--	1	
22	JS 1720 20	Idling screw	--	1	1	--	1	1	
23	59 2100 17	'O' Ring	--	1	1	--	1	1	
24	AF 1211 06	'O' Ring	--	1	1	--	1	1	
25	24 1216 49	Breather hose	--	1	1	--	1	1	
26	JS 1720 33	Clamp	--	1	1	--	1	1	
27	AF 1211 04	'O' Ring	--	1	1	--	1	1	
28	JS 1720 18	Plug	--	1	1	--	1	1	
29	JS 1720 26	Breather -I	--	1	1	--	1	1	
30	AM 1210 91	Breather -II	--	1	1	--	1	1	
31	AM 1210 89	'O' ring	--	1	1	--	1	1	
32	JS 1720 19	Flange screw	--	12	12	--	12	12	
33	AF 1210 70	Cheese headed screw	--	4	4	--	4	4	
34	24 1213 27	Plug pr. Check - m/s.	--	1	1	--	1	1	
35	24 1216 48	Breather restrictor	--	1	1	--	1	1	
36	DG 1210 02	Clamp	--	1	1	--	1	1	

24 - PETROL  
AG - LPG  
AS - CNG

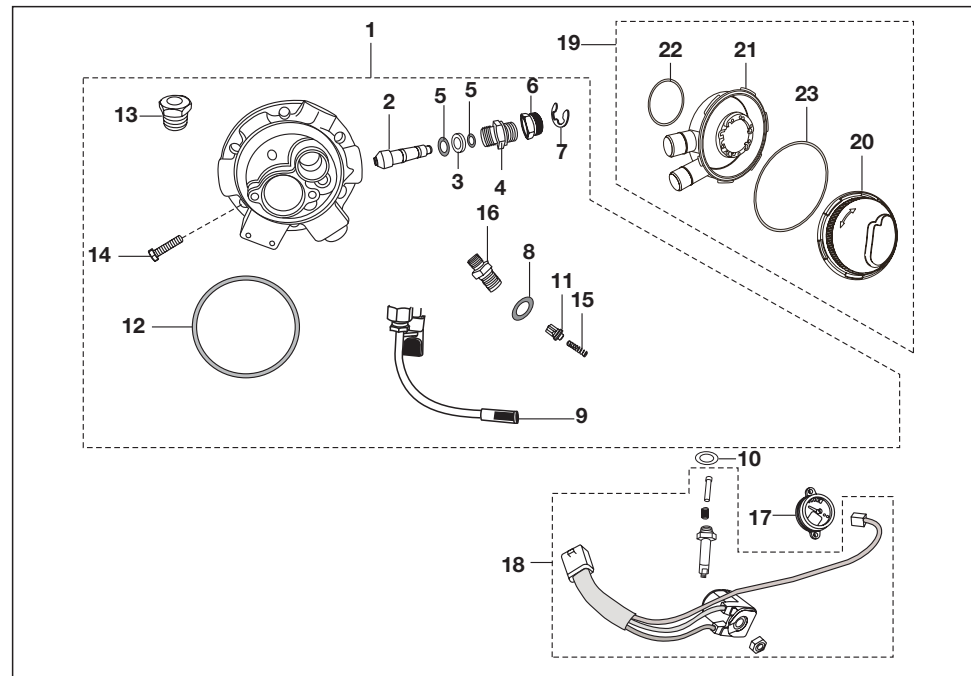


No.	Part No.	Description	Qty/Veh.-ES			Qty/Veh.-NES			Remarks
			24	AG	AS	24	AG	AS	
1	24 1214 07	BKT. filling valve	--	1	--	--	1	--	
2	24 1212 45	Filler	--	1	--	--	1	--	
3	59 0100 10	Screw csumk for filter	--	2	--	--	2	--	
4	AF 1210 57	Nut	--	2	--	--	2	--	
5	AF 1210 58	Washer	--	2	--	--	2	--	
6	AF 1210 49	Spring washer	--	2	--	--	2	--	
7	24 1213 37	Connector for filler	--	1	--	--	1	--	
7	24 1212 62	Connector-m/s. Vanaz lpg kit	--	1	--	--	1	--	
8	AF 1210 85	Washer	--	1	--	--	1	--	
9	CX 1410 46	'O' ring	--	1	--	--	1	--	
10	24 1213 94	Cap	--	1	--	--	1	--	
11	24 1213 93	Knob	--	1	--	--	1	--	
12	CX 1410 44	Steel ball	--	1	--	--	1	--	
13	CX 1410 45	Spacer	--	1	--	--	1	--	
14	Af 1210 66	Washer -id12.1,od15,thk1.5:	--	2	--	--	2	--	
15	24 1216 55	Kit lpg vanaz re2s 3w ug es	--	1	--	--	1	--	
16	24 1214 32	Filler connector with bkt. Assy.	--	1	--	--	1	--	
17	24 1212 45	Filler connector -m/s. Vanaz	--	1	--	--	1	--	

24 - PETROL  
AG - LPG  
AS - CNG



No.	Part No.	Description	Qty/Veh.-ES			Qty/Veh.-NES			Remarks
			24	AG	AS	24	AG	AS	
1	AU 1720 02	Multi valve - assly vanaz	--	1	--	--	1	--	
2	36 2440 05	Spindle with pad	--	1	--	--	1	--	
3	AF 1210 69	Washer	--	1	--	--	1	--	
4	24 1212 66	Retainer - MV	--	1	--	--	1	--	
5	59 2100 13	'O' ring	--	2	--	--	2	--	
6	24 1212 67	Knob - MFV	--	1	--	--	1	--	
7	59 1700 07	Criclip- external	--	1	--	--	1	--	
8	AU 1720 65	'O' ring - MFV	--	1	--	--	1	--	
9	24 1212 68	Filter	--	1	--	--	1	--	
10	59 2100 15	'O' ring M-V solenoid	--	1	--	--	1	--	
11	36 2440 04	NRV sub assly	--	1	--	--	1	--	
12	24 1212 83	'O' ring	--	1	--	--	1	--	
13	AU 1720 52	Plug fusible	--	1	--	--	1	--	
14	AU 1720 74	Allen screw	--	6	--	--	6	--	
15	24 1212 90	Spring conical	--	1	--	--	1	--	



No.	Part No.	Description	Qty/Veh.-ES			Qty/Veh.-NES			Remarks
			24	AG	AS	24	AG	AS	
16	AU 1720 66	Inlet connector	--	1	--	--	1	--	
17	AU 4026 01	Gauge content	--	1	--	--	1	--	
18	AU 4030 01	Solenoid coil assly	--	1	--	--	1	--	
19	24 1214 18	Assly seal box	--	1	--	--	1	--	
20	24 1212 49	Case upper	--	1	--	--	1	--	
21	AU 1720 34	Lower case	--	1	--	--	1	--	
22	59 2100 12	'O' ring bottom	--	1	--	--	1	--	
23	24 1212 50	'O' ring upper	--	1	--	--	1	--	



## Part Index

## RE 145, RE 145D

Part No.	Figure No.	Page No.
1100314	8	1
1100315	12	1
1100316	13	1
1100317	14	1
1100323	6	44
1100341	21	2
1100342	9	44
1100611	4	4
1100612	5	4
1100613	6	4
1100614	7a	4
1100615	8a	4
1100818	7	6
1100823	6	6
1100905	4	7
1100905	14	26
1101008	8	11
1101205	26	14
1101206	27	14
1101306	5	17
1140116	7	68
1160509	4	35
1160717	16	69
1170119	11	53

Part No.	Figure No.	Page No.
1190205	9	60
1200213	5	80
3100335	3	1
3100338	19a	2
3100619	2c	4
3100620	2d	4
3170109	5	27
3170109	2	53
3170127	4	11
3180116	15	13
3190206	10	60
5101018	19	2
5101056	5	44
5151012	12	7
5151012	7	43
5161256	4	47
5190301	4	37
6100702	5	10
6101007	16	11
6101009	5	11
6101110	3	12
6101111	5	12
6101112	6	12
6111340	6a	16

24 - PETROL  
AG - LPG  
AS - CNG

## Part Index

## RE 145, RE 145D

Part No.	Figure No.	Page No.
6111350	2	16
6160712	13	35
6160713	14	35
6180303	13	45
6180303	13	46
6191089	6	60
6201082	9	78
6201082	3	81
6201083	10	78
6201083	2	81
6201083	4	82
6201396	2	80
15101122	8	18
16111111	7a	16
16111125	7	16
16121138	3	19
19101014	9	10
19101016	10	10
19101017	10a	10
19101018	10b	10
19101019	10c	10
19161151	15	39
20101020	10	12
21100324	12	10

24 - PETROL  
AG - LPG  
AS - CNG

Part No.	Figure No.	Page No.
21100711	11	10
21101427	17	14
21101429	14	13
21130110	1	24
21150422	12	64
21150422	2	65
21150422	10	65
21160417	12	32
21170416	4	86
21180207	5	58
21180307	14	58
21180308	16	59
22101115	2	13
22101211	9	2
22101423	19	14
22130147	3	6
22131014	11	24
22131018	10	24
22150435	13	65
22150524	2	43
22151106	13	42
22151106	1	52
22160805	2	35
22161193	3	35

## Part Index

## RE 145, RE 145D

Part No.	Figure No.	Page No.
22161195	4	38
22161202	12	35
22161221	8	71
22161221	8	82
22161238	24	72
22170115	6	53
22170117	7	53
22170118	12	53
22170434	11	42
22171007	8	44
22171080	17	25
22181025	1a	58
22181044	14	46
22181058	12	45
22181058	2	58
22191096	5	37
22191097	6	37
22200161	6	38
22200521	4	81
22230140	9	68
22230635	11	71
22231142	5	71
22231155	2	73
22231258	2	71

Part No.	Figure No.	Page No.
22231280	7	71
23161305	23	14
23161305	9	27
23170704	7	3
24100305	16	1
24100305	3	26
24100308	23	2
24100311	26	2
24100314	25	2
24100704	7	10
24100705	8	10
24100907	7	7
24100908	14	7
24101049	6	10
24101069	12	26
24101087	18	14
24101096	5	7
24101100	1	10
24101111	2	12
24101155	6	17
24101177	1	13
24101201	28	14
24101203	24	14
24101205	4	17

24 - PETROL  
AG - LPG  
AS - CNG

## Part Index

## RE 145, RE 145D

Part No.	Figure No.	Page No.
24101206	1a	4
24101409	16	14
24101414	3	13
24101419	20	14
24101421	22	14
24101422	10	13
24101552	18	2
24101570	8a	6
24101571	1a	6
24101572	7	13
24101580	1a	18
24101589	2	7
24101590	1	4
24101594	19	7
24101597	10a	7
24101598	11	7
24101599	10	7
24101600	1	5
24101601	2	5
24101707	3	5
24101734	1	5
24101735	1	5
24101610	7	5
24101611	8	5

24 - PETROL  
AG - LPG  
AS - CNG

Part No.	Figure No.	Page No.
24101612	9	5
24101613	6	5
24101614	14	7
24101615	13	13
24101616	21	14
24101621	5	8
24101622	10	8
24101623	9	7
24101624	2	1
24101629	1	3
24101630	2	3
24101632	6	3
24101633	2a	1
24101634	2b	1
24101635	10	17
24101639	1	1
24101640	1c	1
24101645	1	18
24101648	9	18
24101674	2a	7
24101676	3	7
24101681	2	5
24101687	30	2
24101694	1a	1

## Part Index

## RE 145, RE 145D

Part No.	Figure No.	Page No.
24101695	1d	1
24101697	34	2
24101700	35	2
24101703	1b	1
24101704	8	5
24101707	3	5
24101711	8	4
24101712	3	11
24101713	7	11
24101714	2	11
24101714	6	11
24101718	12	13
24101725	12	5
24101726	10	5
24101727	20	7
24101736	4	5
24101737	5	5
24101741	9	5
24101747	6	5
24101853	10a	38
24110808	13	8
24110817	15	8
24111105	3a	15
24111107	1	17

Part No.	Figure No.	Page No.
24111108	1a	16
24111109	5	16
24111112	7b	15
24111121	1	16
24111124	7a	15
24111137	12	15
24111140	8a	16
24111147	2	15
24111150	1	15
24111151	7	15
24111152	8	16
24111154	1a	15
24111155	2a	15
24111179	1b	15
24111180	8b	16
24121069	2	19
24121086	16	20
24121222	3	89
24121224	12	21
24121244	13	89
24121245	13a	21
24121245	2	95
24121249	20	97
24121250	23	97

24 - PETROL  
AG - LPG  
AS - CNG

## Part Index

## RE 145, RE 145D

Part No.	Figure No.	Page No.
24121266	4	96
24121267	6	96
24121268	9	96
24121283	12	96
24121290	15	96
24121299	5	93
24121304	8	93
24121306	9	93
24121312	12	93
24121313	13	93
24121314	14	93
24121315	15	93
24121319	18	94
24121321	19	94
24121336	7	8
24121337	7	95
24121349	16	9
24121354	4	89
24121361	5	19
24121365	10	19
24121374	12	20
24121381	19	20
24121393	11	95
24121394	10	95

24 - PETROL  
AG - LPG  
AS - CNG

Part No.	Figure No.	Page No.
24121407	1	95
24121413	29	92
24121427	1	93
24121434	14	89
24121435	12a	7
24121435	12	8
24121449	11	20
24121456	12	91
24121457	1	19
24121458	1	22
24121459	2	22
24121460	3	22
24121461	4	22
24121462	6	22
24121465	1a	21
24121466	1	8
24121467	2	8
24121468	15a	21
24121470	1b	19
24121471	1a	19
24121472	15	21
24121473	15b	21
24121474	13	21
24121476	5	22

Part No.	Figure No.	Page No.
24121477	7	22
24121485	18	20
24121486	4	19
24121487	7	19
24121488	9	19
24121491	4a	19
24121492	7a	19
24121494	4b	19
24121498	2	89
24121500	1	89
24121502	1a	93
24121504	11a	93
24121505	16a	93
24121506	21a	94
24121507	20a	94
24121508	14	20
24121642	1	21
24121644	4	21
24121645	3	21
24121646	9	17
24121647	6	93
24121650	1	23
24121652	8	28
24121652	5	30

Part No.	Figure No.	Page No.
24121652	8	31
24121655	6a	30
24121659	1b	21
24130105	3	24
24130106	5	24
24130111	9	24
24130113	13	24
24130114	14a	24
24130118	21	25
24130129	11	26
24130209	7	27
24131001	6	27
24131002	6a	27
24131003	6b	27
24131007	3	27
24131008	4	27
24131009	16a	25
24131016	7	24
24131032	12	24
24131069	14	24
24131070	16	25
24131072	6	41
24131074	10	41
24131075	20	25

24 - PETROL  
AG - LPG  
AS - CNG

Part No.	Figure No.	Page No.
24131078	1	26
24131079	10	26
24131081	3	40
24131082	4	40
24131088	13	26
24131092	15	26
24131095	10	40
24131096	5	41
24131099	1	40
24131101	8	26
24131103	2	40
24131104	6	98
24131105	13	98
24131106	12	40
24131107	13	40
24131109	11	40
24131110	1	98
24141094	1	30
24141094	5	40
24141113	9	28
24141125	4	30
24141126	7	30
24141131	15	28
24141132	16	29

24 - PETROL  
AG - LPG  
AS - CNG

Part No.	Figure No.	Page No.
24141133	17	29
24141134	20	29
24141135	21	29
24141136	18	29
24141137	19	29
24141138	3	28
24141139	4	28
24141140	5	28
24141141	7	28
24141142	21	9
24141144	7	31
24141148	13	28
24141148	30	29
24141150	6	28
24150406	11	65
24150407	12	65
24151058	6	53
24151059	7	67
24151060	7a	67
24151061	1	43
24151067	8	43
24151067	9	56
24151068	9	43
24151068	10	56

## Part Index

## RE 145, RE 145D

Part No.	Figure No.	Page No.
24151069	10	43
24151069	11	56
24151079	18	63
24151087	2a	62
24151090	4a	62
24151092	19	63
24151093	8a	62
24151094	3a	62
24151095	13a	63
24151097	9a	62
24151098	10a	62
24151107	2	57
24151108	3	57
24151113	2	66
24151114	3	66
24151119	1a	55
24151120	1b	55
24151133	4	55
24151134	5	55
24151135	6	55
24151136	3	55
24151137	7	55
24151138	8	55
24151145	5	43

Part No.	Figure No.	Page No.
24151146	6	43
24151155	1a	62
24151163	1	57
24151164	1	66
24151168	17	56
24151169	12	56
24151170	13	56
24151171	14	56
24151172	15	56
24151173	16	56
24151174	2a	55
24151175	17a	56
24151176	12a	56
24151178	2b	55
24151179	17b	56
24151180	12b	56
24151181	13a	56
24151182	16a	56
24151187	2	64
24161003	14	32
24160913	5	32
24160924	11	32
24161297	2	28
24161297	2	30

24 - PETROL  
AG - LPG  
AS - CNG

## Part Index

## RE 145, RE 145D

Part No.	Figure No.	Page No.
24161319	29	14
24161324	29	29
24161352	30	14
24161363	6	35
24161367	7	33
24161368	18	34
24161369	21	34
24161370	22	34
24161371	10	33
24161372	8	87
24161373	9	33
24161390	11	38
24161400	1c	38
24161422	6	89
24161423	11	89
24161424	21	39
24161427	1b	38
24161436	4a	85
24161436	6a	85
24161443	18	45
24161443	15	46
24161446	19	39
24161454	7	32
24161458	7a	32

24 - PETROL  
AG - LPG  
AS - CNG

Part No.	Figure No.	Page No.
24161467	12	67
24161468	16	39
24161483	23	39
24161502	7a	33
24161503	8	85
24161508	1	38
24161509	1a	38
24170425	7	41
24170427	9	41
24170505	8	42
24170507	4	42
24170508	7	42
24171014	2	41
24171024	11	44
24171049	2	42
24171055	9	42
24171066	9	40
24171066	12	41
24171068	8	41
24171075	12	42
24171094	1	42
24171095	6	48
24171117	3	41
24171118	10	42

## Part Index

## RE 145, RE 145D

Part No.	Figure No.	Page No.
24171120	1	44
24171121	2	44
24171129	17	54
24171136	1	53
24171137	3	52
24181016	12	46
24181032	12	45
24181033	6	45
24181033	6	46
24181034	2	45
24181034	2	46
24181043	1	46
24181046	7	45
24181046	7	46
24181047	11	45
24181049	10c	38
24181050	10	38
24181051	12	58
24181059	10b	38
24181067	13	67
24181074	1	60
24190224	9	38
24191098	3	60
24191099	12	60

Part No.	Figure No.	Page No.
24191100	2	60
24191101	4	60
24191105	8	60
24191108	1	37
24191129	1a	67
24191131	3	67
24191134	4	67
24191135	5	67
24191136	24	29
24191137	25	29
24191138	2	67
24191139	8	67
24191140	1	67
24191141	19	34
24191143	19a	34
24191144	17	39
24191146	3	67
24201277	9a	16
24201324	3b	77
24201325	3a	77
24201328	6a	83
24201333	9	91
24201365	9c	85
24201372	3	77

## Part Index

## RE 145, RE 145D

Part No.	Figure No.	Page No.
24201382	2e	77
24201399	20	34
24201405	1d	77
24201407	9	85
24201408	23	72
24201409	9	16
24201409	11	85
24201411	9a	85
24201412	9b	85
24201415	13	83
24201416	14	83
24201420	20	84
24201431	13	85
24201435	1a	85
24201447	2	77
24201448	2b	77
24201449	2a	77
24201450	3	77
24201451	1a	77
24201464	1f	77
24201465	2d	77
24201466	1	77
24211009	16	75
24221018	1a	86

Part No.	Figure No.	Page No.
24221029	1	86
24230120	5	73
24230176	15	68
24230185	14	45
24230185	9	76
24230197	17	69
24230401	1	73
24230417	4	73
24231090	6	76
24231091	7	76
24231146	6	74
24231157	10	76
24231239	6	73
24231245	14	68
24231340	1	71
24231370	3g	73
24231380	16	36
24231445	3	73
24231452	3	71
24231453	4	71
24231484	6	71
24231499	18	69
24231506	13	68
24231514	3a	38

## Part Index

## RE 145, RE 145D

Part No.	Figure No.	Page No.
24231515	27	39
24231519	26	39
24231543	3d	73
24231547	3e	73
24231548	3c	73
24231549	1	68
24231562	5a	73
24231565	1	74
24231566	11	74
24241149	1a	28
25201009	4	80
25231062	1	76
25231064	5	76
28101174	13	7
30201006	5	82
30201069	15	76
30201084	7	37
31121080	6	19
31201104	12	85
33141007	10	28
33141007	9	30
33141008	17	9
33141008	10	30
33141008	9	31

## Part Index

## RE 145, RE 145D

Part No.	Figure No.	Page No.
39008904	10	1
39008904	6	26
39009604	8	17
39009604	3	68
39010004	7	74
39011904	3	41
39013205	7	1
39014608	9	13
39014608	4	43
39014608	7	61
39014608	4	87
39014708	4	61
39014708	8	68
39015208	14	8
39015608	15	35
39016109	15	11
39019210	6	58
39019711	6	15
39019711	3	16
39019711	7	35
39019711	20	72
39019711	3	74
39019711	2	76
39019711	10	83

Part No.	Figure No.	Page No.
39019811	32	2
39019811	3	17
39019811	15	58
39019811	12	48
39019911	6	61
39019911	4	68
39020111	6	87
39020011	2	32
39020011	15	63
39020111	10	49
39020111	8	58
39020811	3	61
39098004	11	5
39021111	5	35
39021111	13	75
39021311	4	10
39021911	3	47
39023011	25	69
39023011	8	74
39023011	12	76
39023911	2	17
39024211	15	34
39024211	14	79
39024811	10	32

## Part Index

## RE 145, RE 145D

Part No.	Figure No.	Page No.
39025111	13	32
39025811	7	70
39025811	14	71
39026112	20	54
39026212	9	8
39026212	5	15
39026212	7	23
39026212	8	35
39026212	2	37
39026212	21	72
39026212	4	74
39026212	3	76
39026212	11	83
39026312	11	35
39026312	18	36
39026312	9	48
39026312	15	49
39026412	5	68
39026512	3	32
39026512	16	63
39026512	9	74
39026612	5	13
39026912	13	44
39028715	10	71

Part No.	Figure No.	Page No.
39028915	4	18
39029115	13	33
39029115	9	35
39029115	10	67
39029115	12	68
39029115	16	72
39029115	22	72
39029115	5	74
39029115	4	76
39029215	3	18
39029215	11	27
39029215	15	75
39029315	6	68
39029415	9	32
39029415	3	62
39029415	10	74
39029415	14	76
39029515	8	52
39029615	11	13
39029615	4	50
39029615	14	52
39029615	10	58
39029615	6	86
39030115	9	52

## Part Index

## RE 145, RE 145D

Part No.	Figure No.	Page No.
39030215	5	87
39030315	14	44
39031015	17	63
39031215	7	18
39031215	12	49
39032615	11	60
39033717	6	24
39034217	24	2
39034217	10	44
39034217	5	53
39036402	21	69
39036513	20	69
39038904	5	18
39039004	25	14
39041204	7	48
39042606	16	26
39042817	2	24
39043501	18	25
39043501	19	25
39044205	4	1
39044404	11	1
39044706	8	7
39045506	4	26
39046204	1	32

Part No.	Figure No.	Page No.
39046715	3	42
39046715	6	42
39050504	2	47
39052704	13	15
39054311	10	52
39054601	6	23
39066301	12	33
39069415	6	13
39069415	19	54
39074011	18	51
39075801	4	78
39076101	8	62
39078912	3	50
39078912	13	52
39079815	28	29
39079815	10	64
39079815	7	82
39080411	11	12
39081411	19	36
39081715	4	48
39081715	9	82
39081715	5	85
39083001	16	79
39084001	11	15

## Part Index

## RE 145, RE 145D

Part No.	Figure No.	Page No.
39084001	22	54
39084211	21	54
39085209	15	1
39088601	8	8
39088601	3	15
39088601	4	15
39089704	10	27
39092101	23	29
39092101	11	78
39093915	15	50
39095615	8	32
39095909	3	43
39096011	9	15
39098004	11	5
39099206	4	12
39100006	29	2
39100006	8	3
39100120	1	7
39104119	8	12
39105411	2	50
39105411	11	52
39107404	9	64
39107601	20	39
39107901	14	49

Part No.	Figure No.	Page No.
39118215	8	40
39118215	11	41
39121014	23	9
39121111	8	47
39121111	8	48
39122411	11	63
39127121	12a	50
39135001	3	37
39135315	13	48
39135519	20	2
39135619	22	2
39137704	7	58
39137904	4	58
39138904	13	63
39142604	4	13
39150111	16	70
39155604	12	28
39155604	8	30
39155604	10	31
39155704	9	83
39156221	12	50
39157704	31	2
39158211	12	63
39158511	28	2

24 - PETROL  
AG - LPG  
AS - CNG

## Part Index

## RE 145, RE 145D

Part No.	Figure No.	Page No.
39158721	1	27
39166311	6	65
39167204	6	8
39167204	7	64
39167304	27	29
39168004	10	82
39168104	24	69
39168104	15	85
39169801	15	70
39169801	13	78
39170207	5	61
39170415	5	31
39173719	16	49
39175315	7	65
39175904	17	7
39176511	16	45
39176601	9	21
39177102	25	39
39177304	13	39
39182512	7	17
39182612	33	2
39182612	6	18
39182712	5	42
39182812	18	54
39182812	13	76

24 - PETROL  
AG - LPG  
AS - CNG

Part No.	Figure No.	Page No.
39182912	6	32
39182912	11	49
39182912	9	58
39182912	5	86
39183012	17	45
39183012	3	58
39183012	11	68
39183012	15	71
39183012	14	75
39183911	5	78
39185604	3	48
39190701	22	29
39194204	20	36
39194404	7	47
39194504	11	21
39195504	6	47
39198204	10	15
39203804	13	49
39212415	16	7
39220804	23	69
39220804	14	85
39224020	3	49
39229515	13	58
39236220	4	53
39237423	8	38

## Part Index

## RE 145, RE 145D

Part No.	Figure No.	Page No.
39235717	16	54
39236915	9	1
39236915	12	12
39236915	3	23
39236915	9	26
39237323	5	38
39238315	11	31
39243604	18	7
39244417	9	53
39245111	19	59
39246417	5	49
39247915	26	69
39248415	14	39
39248415	8	70
39248415	12	70
39250823	7	38
39251604	16	51
39253404	18	49
39254104	7	26
39255020	3	53
39267104	27	2
39271115	26	29
39173821	15	7
52240395	11	76
59010003	22	9

Part No.	Figure No.	Page No.
59010007	2	33
59010010	3	95
59040029	12	27
59050009	5	1
59150012	4	32
59170007	7	96
59200012	7	44
59210012	22	97
59210013	5	96
59210015	10	96
59210017	23	94
AA101329	8	13
AA101345	3	4
AA111076	6	16
AA131004	13	27
AA131025	2	27
AA131033	8	24
AA141046	17	20
AA141056	1	28
AA151036	1	65
59010005	14	34
AA161105	1	35
AA171006	3	44
AA171007	4	44
AA171009	6	35

24 - PETROL  
AG - LPG  
AS - CNG

## Part Index

## RE 145, RE 145D

Part No.	Figure No.	Page No.
AA171011	12	44
AA181014	28	69
AA191032	7	60
AA201090	6	82
AA201091	1	81
AA201093	1a	81
AA201157	1	82
AA201160	1a	82
AA201161	2	82
AA201225	1b	82
AA201226	1c	82
AA201227	5a	82
AA201239	8a	83
AA221005	2	86
AA221006	3	86
AA231011	2a	68
AA231022	2	70
AA231026	3	70
AA231110	12	74
AA231117	29	69
AA231140	1a	74
AA231140	16a	75
AA251001	14	27
AA251003	15	27
AB151007	4	62

24 - PETROL  
AG - LPG  
AS - CNG

Part No.	Figure No.	Page No.
AB151014	2	61
AB151048	14	64
AB151048	3	65
AB151049	13	64
AB151049	4	65
AB151050	4	64
AB151051	5	65
AB151052	11	64
AB151052	8	65
AB151054	5a	62
AB151063	1	62
AB151069	2	62
AB151071	7	62
AB151072	6a	62
AB151073	9	62
AB151074	10	62
AB151104	5	62
AB151105	6	62
AB151126	1	61
AB161040	17	36
AB161159	5	48
AB161182	2	48
AB161183	11	48
AB161188	1	48

## Part Index

## RE 145, RE 145D

Part No.	Figure No.	Page No.
AB171013	9a	42
AB171013	5	52
AB171014	6	52
AB171015	7	52
AB171016	9	50
AB171016	4	52
AB171020	15	53
AB171022	13	53
AB171023	14	53
AB171031	12	52
AB171032	8	53
AB171033	8a	53
AB171034	10	53
AB181011	3	45
AB181011	3	46
AB181012	4	45
AB181012	4	46
AB181017	8	45
AB181017	8	46
AB181019	9	45
AB181019	9	46
AB181020	10	45
AB181020	10	46
AB181021	11	46
AB181022	11	58

Part No.	Figure No.	Page No.
AB181033	5	45
AB181033	5	46
AB201068	3	80
AB201072	1	80
AB201077	18	84
AB231008	10	70
AB231008	18	72
AB231009	9	70
AB231009	17	72
AC201021	3	82
AD151021	8	64
AE101006	8	6
AE101014	1	6
AE101015	10	6
AE101066	9	6
AE101068	11	6
AE101070	6	7
AE101071	5	6
AE121001	5	23
AE121045	2	23
AE121047	4	23
AE131003	8	27
AE131011	15	24
AE131013	5	26
AF121004	1	91

24 - PETROL  
AG - LPG  
AS - CNG

## Part Index

## RE 145, RE 145D

Part No.	Figure No.	Page No.
AF121012	5	89
AF121018	4	91
AF121023	2	91
AF121024	3	91
AF121025	5	91
AF121026	6	91
AF121027	7	91
AF121028	8	91
AF121029	10	91
AF121030	11	91
AF121032	13	91
AF121034	14	91
AF121036	16	91
AF121038	18	92
AF121039	31	92
AF121040	32	92
AF121041	30	92
AF121044	19	92
AF121045	20	92
AF121046	22	92
AF121049	6	95
AF121057	4	95
AF121058	5	95
AF121069	3	96

24 - PETROL  
AG - LPG  
AS - CNG

Part No.	Figure No.	Page No.
AF121070	33	94
AF121084	28	92
AF121085	8	95
AF121104	23	92
AF121104	27	94
AF121105	24	92
AF121106	25	92
AF121106	24	94
AF121107	26	92
AF121108	27	92
AF121125	17	91
AF121126	15	91
AF121316	3	90
AF121317	4	90
AF121328	20	20
AF121319	5	90
AF141008	1	88
AF141030	2	88
AF141052	1d	87
AF141054	1c	87
AF141057	1b	87
AF141059	1a	87
AF151005	1a	65
AF161059	3	87
AF161097	7	87

Part No.	Figure No.	Page No.
AF161098	2	87
AF201010	21	92
AF201053	6b	83
AF201067	1	90
AF201081	22	69
AF201089	16	84
AF201094	12	83
AF201146	19	84
AF231073	19	69
AF231078	11a	74
AF231079	12a	74
AF121320	6	90
AF121322	7	90
AF121323	8	90
AF121325	9	90
AF121326	10	90
AF121327	11	90
AG101007	5a	8
AG101010	10a	8
AG101011	11	8
AG121008	3	8
AG121009	4	8
AG121016	18	9
AG121017	19	9

Part No.	Figure No.	Page No.
AG161022	2	38
AG201017	1e	77
AG201018	2c	77
AG201019	1b	77
AK201012	10	85
AL151011	8	49
AL151012	9	49
AL151089	7	49
AL151168	12	38
AL161191	15	79
AL161232	14	70
AL161311	14	78
AL161312	15	78
AL161362	11	33
AL161374	18	79
AL161383	14	70
AL161385	8	33
AL161502	22	34
AL161503	21	34
AL171047	1	50
AL171048	7a	50
AL171050	13a	50
AL171051	14	50
AL171058	11	50

24 - PETROL  
AG - LPG  
AS - CNG

Part No.	Figure No.	Page No.
AL171067	19	51
AL171081	10	50
AL171091	5	50
AL171093	6	50
AL171095	7	50
AL171104	13	50
AL171115	10a	50
AL191026	11	67
AL191039	9	67
AL201012	7	85
AL201017	8a	78
AL201027	10	78
AL201029	17	78
AL201031	15	83
AL201032	3	78
AL201043	6	78
AL201044	7	78
AL201051	8	78
AL201060	4	83
AL201061	1	83
AL201062	3	83
AL201065	1	78
AL201066	1a	78
AL201086	5	83

24 - PETROL  
AG - LPG  
AS - CNG

Part No.	Figure No.	Page No.
AL201087	2	83
AL201100	17	34
AL241023	4	70
AL241025	1	70
AL241033	5	70
AL241033	12	71
AL241285	5	70
AM121091	30	94
AM121089	31	94
AM121105	12	89
AM141003	1	87
AM141004	3	30
AM161020	2a	38
AN161074	4	85
AN161075	6	85
AP101003	5	3
AP101005	4	3
AP101081	1	12
AP101091	14	12
AP101146	6	1
AP101157	9	11
AP101158	12	11
AP101159	11	11
AP101160	14	11
AP101162	13	11

## Part Index

## RE 145, RE 145D

Part No.	Figure No.	Page No.
AP101164	17	11
AP101198	13	12
AP101207	10	11
AP101243	2	4
AP101244	2a	4
AP101245	2b	4
AP101249	1a	12
AP111023	9	12
AP121009	2	21
AP121027	4a	21
AP121027	16	21
AP121043	3	31
AP121057	10	21
AP121064	14	21
AP121124	8	21
AP121125	6	21
AP121126	7	21
AP121132	5	21
AP141008	11	30
AP141008	4	31
AP141012	2	31
AP151002	2	49
AP151017	2	55
AP151019	1	49

Part No.	Figure No.	Page No.
AP151022	17	49
AP151025	4	49
AP151026	6	49
AP151030	1	55
AP161035	18	39
AP161038	1	47
AP161047	17	59
AP161048	1	58
AP161054	2	74
AP161055	1	31
AP161080	19	79
AP161082	20	79
AP171001	17	51
AP181009	17a	59
AP181012	1	45
AP181016	1	45
AP191001	1	33
AP191003	23	34
AP191015	4	33
AP191021	5	33
AP201006	8	83
AP201012	7	83
AP201021	17	84
AP201037	16	85

24 - PETROL  
AG - LPG  
AS - CNG

## Part Index

## RE 145, RE 145D

Part No.	Figure No.	Page No.
AP201057	13	70
AP201006	6	31
AP220100	5	47
AP231021	27	69
AS160002	8a	85
AS160006	2a	85
AS160008	4b	85
AS160009	6b	85
AS190002	3a	67
AS201001	1c	77
AS220001	22	39
AS230002	1a	68
AS230006	3f	73
AS230007	3a	73
AS230009	3	38
AS230010	3b	73
AT402402	20a	34
AU172002	1	96
AU172028	19	97
AU172034	21	97
AU172052	13	96
AU172065	8	96
AU172066	16	97
AU172074	14	96
AU402401	20b	34

24 - PETROL  
AG - LPG  
AS - CNG

Part No.	Figure No.	Page No.
AU402601	17	97
AU403001	18	97
AZ141203	14	40
AZ141204	15	40
BA122003	14	28
BA122005	11	28
BA132122	2	26
BA132134	4	24
BA132171	1	41
BA132172	4	41
BA161029	1	85
BA161134	14	63
BA171005	7a	42
BA191029	8	61
BA201001	1	85
BA231058	2	68
BB131024	13	41
BB131040	14	41
BB131150	15	41
BB201018	3a	85
BB201030	3	85
BG113802	12	78
BG113803	12a	78
BG113804	14	65

## Part Index

## RE 145, RE 145D

Part No.	Figure No.	Page No.
BG113805	2	85
BG113806	1	64
BG113806	6	64
BG113811	5	64
BG131804	2a	64
BG131805	3	64
BG141200	6	40
BG141210	11	98
BG141211	12	98
BG141215	5	98
BG141216	7	40
BG141217	7	98
BG141218	10	98
BG141224	8	98
BG141227	15	98
BG141232	16	98
BG141233	2	98
BG141238	14	98
BG141239	3	98
BG141241	9	98
BG151001	1	60
BG401401	6	83
CB121046	13	20
CB161105	24	39

## Part Index

## RE 145, RE 145D

Part No.	Figure No.	Page No.
JF401801	1b	85
JK351604	13	85
JS113801	8	89
JS113802	9	89
JS172014	7	89
JS172015	2	93
JS172018	28	94
JS172019	32	94
JS172020	22	94
JS172022	7	93
JS172023	10	93
JS172026	29	94
JS172027	11	93
JS172028	16	93
JS172029	17	94
JS172030	21	94
JS172032	20	94
JS172033	26	94
JS172036	4	93
JS172037	6a	93
JS172038	3	93
JS581223	15	89
KBUC0410	18	59
LAD00060	4	98

Part No.	Figure No.	Page No.
LCA00003	1	11
LHC00001	13	60
RA402601	6	30